

CSSE 372 – Software Project Management

Homework 5 – Project Schedule Exercise

Objective

To get experience developing a schedule with a popular project management tool (Microsoft Project) and understand the elements that go into a successful schedule. From this, you should understand what constitutes a software project task, how to organize them, how to examine them for variance as the project proceeds. Good luck and have fun!

Due Date

11:55 p.m., Tuesday, Week 6, October 9th, 2012.

Project Task Table (Scenario)

Task	Resource	Predecessor	Duration (days)
A	Jane	Start	3
B	Dino	Start	6
C	BamBam	A, B	12
D	Fred	B	5
E	Fred	D	4
F	Fred	C	6
G	Jane	E,F	8
H	Dino	E	7
I	Fred	H	3

Tasks

1. Download Microsoft Project using the directions at the end of the document and install it on your machine. Read the online user documentation.
2. Code the information from the simple task table above into a Microsoft Project Work Breakdown Structure.
3. Convert the project into a Task Network Diagram to show the Critical Path. Examine the critical path and address any resource contention. Capture the result into a PDF file.
4. Convert the Task Network Diagram into a Gantt Chart. Capture the result to a PDF file.
5. Write a short description of your effort to produce the Task Network and Gantt diagrams. Combine the short description and two diagrams into a single document.

Submitting Your Work

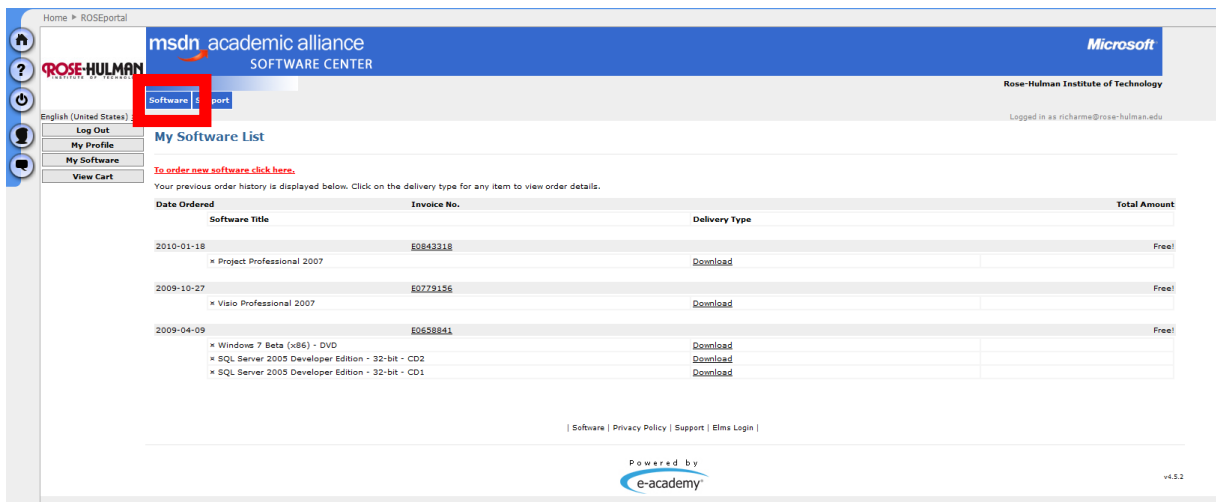
Please submit your assignment as a single document to the Angel Homework5 Dropbox on Angel under “../Lessons/Homework Dropboxes/HW5: *Project Schedule*”. Please submit a **pdf** file with a cover page containing your Name, Assignment Title, Date, and Campus Mail number; the short description of your efforts producing the Task Network and Gantt diagrams, and the two diagrams.

Please name the document:

<your last name>*HW5-ProjectSchedule.pdf*
(e.g., *Bohner- HW5-ProjectSchedule.pdf*).

How to find, download, and install Microsoft Project Professional 2010 through ANGLE & MSDNAA

1. Go ANGEL and log in.
2. Go to ROSEPortal which can be found on your homepage.
3. Choose the second option (Microsoft Developers Network Academic Alliance)
4. You will be directed to your software list. Go to available Software



Home > ROSEportal

msdn academic alliance SOFTWARE CENTER

Microsoft

Rose-Hulman Institute of Technology

Logged in as richard@rose-hulman.edu

English (United States)

Log Out

My Profile

My Software

View Cart

My Software List

[To order new software click here.](#)

Your previous order history is displayed below. Click on the delivery type for any item to view order details.

Date Ordered	Invoice No.	Software Title	Delivery Type	Total Amount
2010-01-18	E0842318	Project Professional 2007	Download	Free!
2009-10-27	E0779156	Visio Professional 2007	Download	Free!
2009-04-09	E0658841	Windows 7 Beta (x86) - DVD SQL Server 2005 Developer Edition - 32-bit - CD2 SQL Server 2005 Developer Edition - 32-bit - CD1	Download Download Download	Free!


| Software | Privacy Policy | Support | Elms Login |

Powered by e-academy

v4.5.2

5. If it is not on the initial page, search for Project Professional 2010.
6. Once on the Product Details page, choose the download option and select Add To Cart.

Product Details

Product Name Project Professional 2010 (x86 and x64) - DVD (English)	
Publisher Microsoft Corporation	View Product Description
SKU 0000	
Platform Windows	

Deliverable	Description	Price
<input type="radio"/> Mail Order / Shipping	Choose this option if you would like to have the package mailed to your home or office directly.	Media \$19.95 (click here for shipping options)
<input checked="" type="radio"/> Download	Choose this option if you wish to download the software over the Internet.	Free!

Payment Type: Credit Card

Download Time

File Size 505.7 MB

Dial-Up (56K) 9 Hours 32 Minutes

Cable/DSL (1Mbps) 1 Hours 7 Minutes

[Add To Cart](#)


| Software | Privacy Policy | Support | Elms Login |

Powered by e-academy

v4.5.2

7. Check out

[View Shopping Cart](#)

Software Title	Deliverable	Price
 Project Professional 2010 (x86 and x64) - DVD (English) Edit Remove	Download	Free!

[Continue Shopping](#) [Check Out](#)

[Software](#) | [Privacy Policy](#) | [Support](#) | [Elms Login](#)

Powered by


v4.5.2

8. Enter your customer information and continue.

Customer Information

All fields marked with a * must be completed in order to continue.

Software Title	Qty	Item	Price/Unit	Total
Project Professional 2010 (x86 and x64) - DVD (English)	1	Download	\$0.00 USD	\$0.00 USD
Total for this order				\$0.00 USD

Customer Name
Last Name *
First Name *

Email Address
*

I would like to subscribe to **MSDN Student Flash**, a new e-newsletter for students that delivers the latest Microsoft events, Imagine Cup updates, special offers, job tips, and more!

[Next](#)

Your Privacy is Guaranteed. Your personal information is not sold, traded, rented, or provided to anyone else for any reason.

[Software](#) | [Privacy Policy](#) | [Support](#) | [Elms Login](#)

Powered by


v4.5.2

9. Choose to download the software once your order is completed.

ORDER DETAILS

MAKE SURE TO PRINT A COPY OF THIS PAGE FOR YOUR RECORDS.

Customer Name:	Molly Richardson
Email Address:	RICHARME@rose-hulman.edu
Username:	richarme@rose-hulman.edu

If you need assistance or have questions, please send an email to msdna_softwarecenter@e-academy.com for more information.

Software Title	Qty	Item	Price/Unit	Total
Project Professional 2010 (x86 and x64) - DVD (English)	1	Download	\$0.00 USD	\$0.00 USD
Total for this order				\$0.00 USD

Please click on the product name for additional download / installation information.


[Software](#) | [Privacy Policy](#) | [Support](#) | [Elms Login](#)

Powered by


v4.5.2

10. Choose download. NOTE: DO NOT LEAVE THIS WEBPAGE. YOU WILL NEED THE PRODUCT KEY.

My Software

Product Name:	Project Professional 2010 (x86 and x64) - DVD (English)	
Number of Units:	1	
Date Ordered:	2010-10-07	
Deliverable:	Download	
Delivery Status:	Ready for Download	
Product Key:	RBBXQ-J6KRW-DYBK9-JHYBM-GP4RY	
View Order Details		
Dial-up Users, Click here for Additional Information		
Download Download From: msdnaa.cse.rose-hulman.edu		
Notes: If your download takes longer than 20 minutes, you may be prompted to log back in to continue using the website. After you have completed the download, you may close your browser to complete your session. If you would like to obtain other products, simply return to the storefront by selecting the appropriate option from the header bar above.		



| Software | Privacy Policy | Support | Elms Login |

Powered by
e-academy

v4.5.2

11. Open the downloaded .exe file
12. Choose Continue and it will proceed to download.

License Authorization and Software Installation



Microsoft MSDN® Academic Alliance Program

Steps:

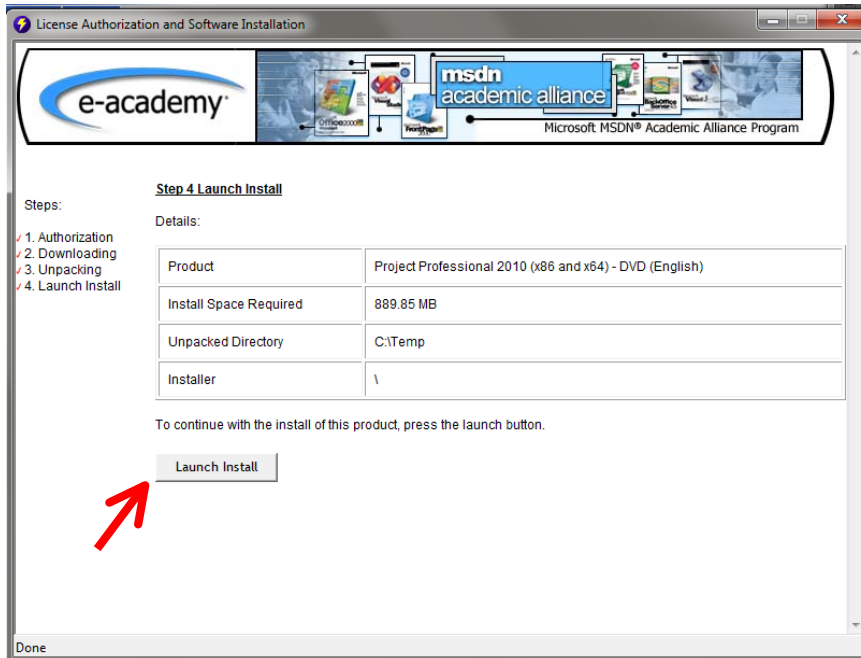
Step 1 Authorization

Product: Project Professional 2010 (x86 and x64) - DVD (English)

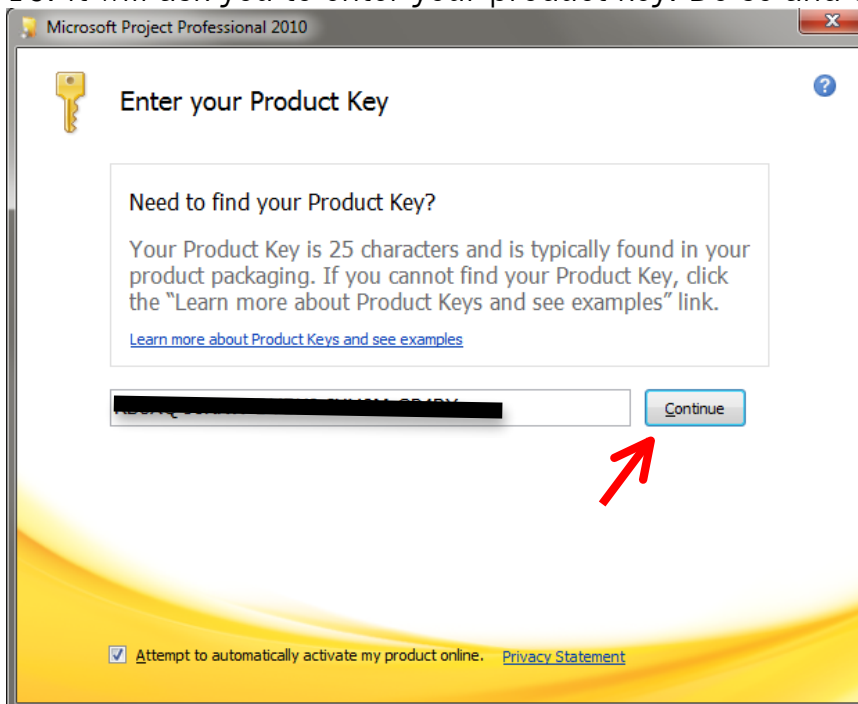
To continue with the unpacking and installing of this product please select a drive with enough disk space.

Space required to unpack: 889.85 MB

13. Choose Launch Install and it will open your file browser to the file downloaded.



14. Right click on the file and choose "Extract Here".
15. After it has been extracted, run setp.exe.
16. It will ask you to enter your product key. Do so and choose Continue.



17. Choose accept and continue.
18. Select Install Now.