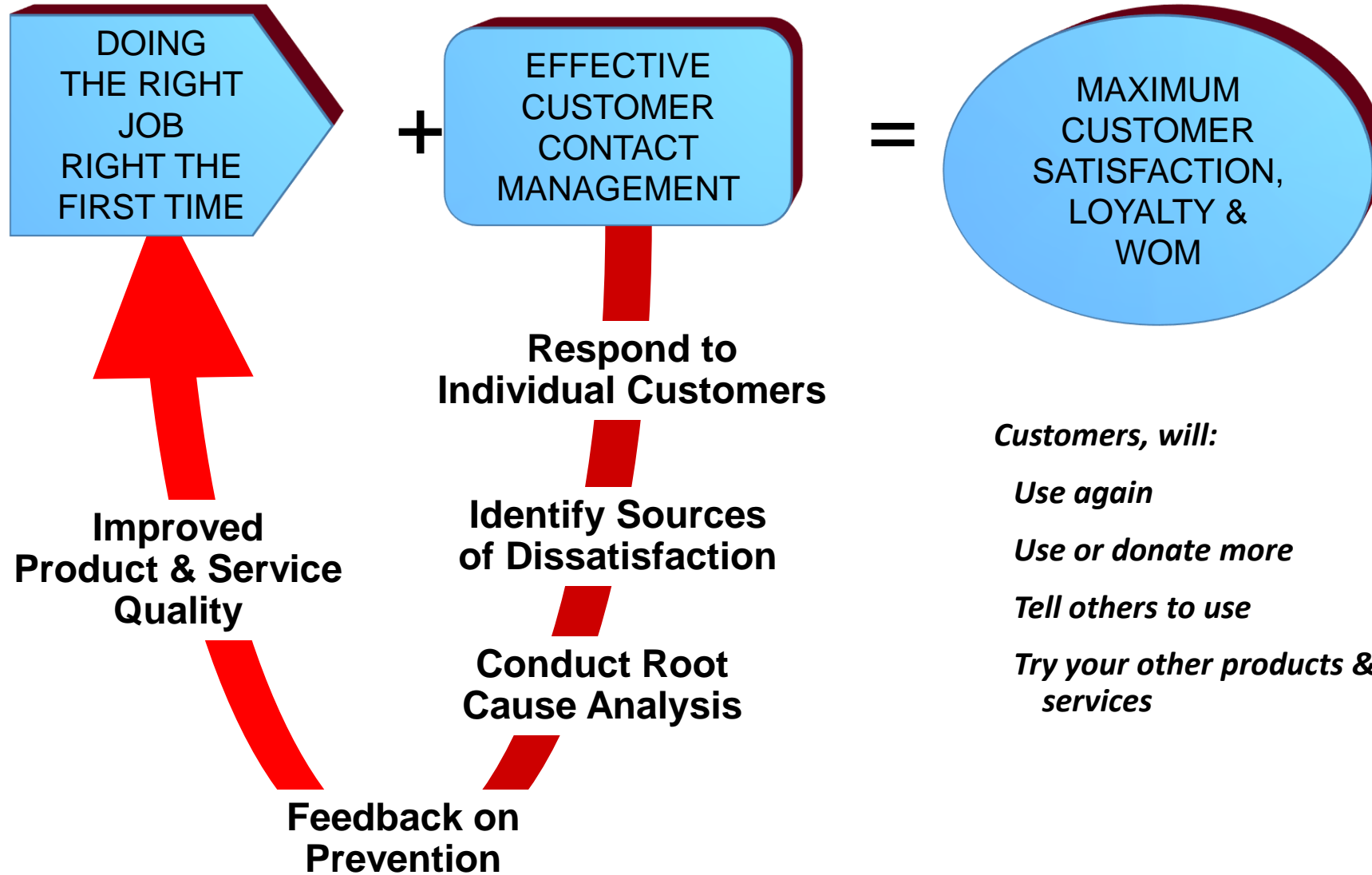


# e-Learning on Digital Agriculture


## Lecture 5. Voice of the Customer

PhD. Nargiza Nosirova

# Formula For Maximizing Customer Experience



# Firefighting Mode



# Driving the Customer Experience Management: Six Big Ideas From Strategic Customer Service

1. Staff doesn't cause most customer dissatisfaction – sales, products, processes and customers do
2. It is cheaper to give great service than just good service, the revenue payoff is 10-20X the cost
3. People are still paramount – make the front line successful with flexibility and clear explanations
4. Deliver technology that customers will enjoy – delivering psychic pizza via any channel
5. Sensibly create remarkable delight
6. An effective Voice of the Customer managed by a Chief Customer Officer has many kinds of data

# Recent Survey of CE & Service Strategy Executives

## Survey Results: Data Collected by VOC

- Overuse of “rearview mirror”:
  - Most companies primarily use traditional survey & complaint data
- Underutilization of early warning devices:
  - Only 25% use operational data – Chicago bank
  - Only 30% currently monitoring Social Media for VOC
  - Only 13% are using Speech Analytics



(Study Method- N=160, Nov 2011)

# Recent Survey of CE & Service Strategy Executives

## Survey Results: Analysis & Reporting

- About 33% produce an end-to-end view of the Customer Experience using data that is integrated into a single picture
  - These 33% of companies were *more than twice as likely* to have significant improvements in customer satisfaction than those who didn't integrate multiple types of data
- Over 50%: 3 or more FTE Customer Experience Analysts
  - However, the size of the analytical staff had *no correlation* with the impact of the VOC!

# Recent Survey of CE & Service Strategy Executives

## Survey Results: Business Case

- CFO buy in to business case is critical
  - Where buy-in existed, 40% of VOC processes were very effective in getting things fixed and 55% had significant increases in customer satisfaction
  - Where buy-in did not exist, only 8% of companies were very effective and only 23% had significant increases.
- Business cases can include four dimensions:
  - Loyalty
  - Margin – great experience and innovation
  - Word of mouth
  - Risk reduction (Liability, warranty, regulatory and PR)
- 25% of companies now have Chief Customer Officer

## Cost of Poor Procurement Service?

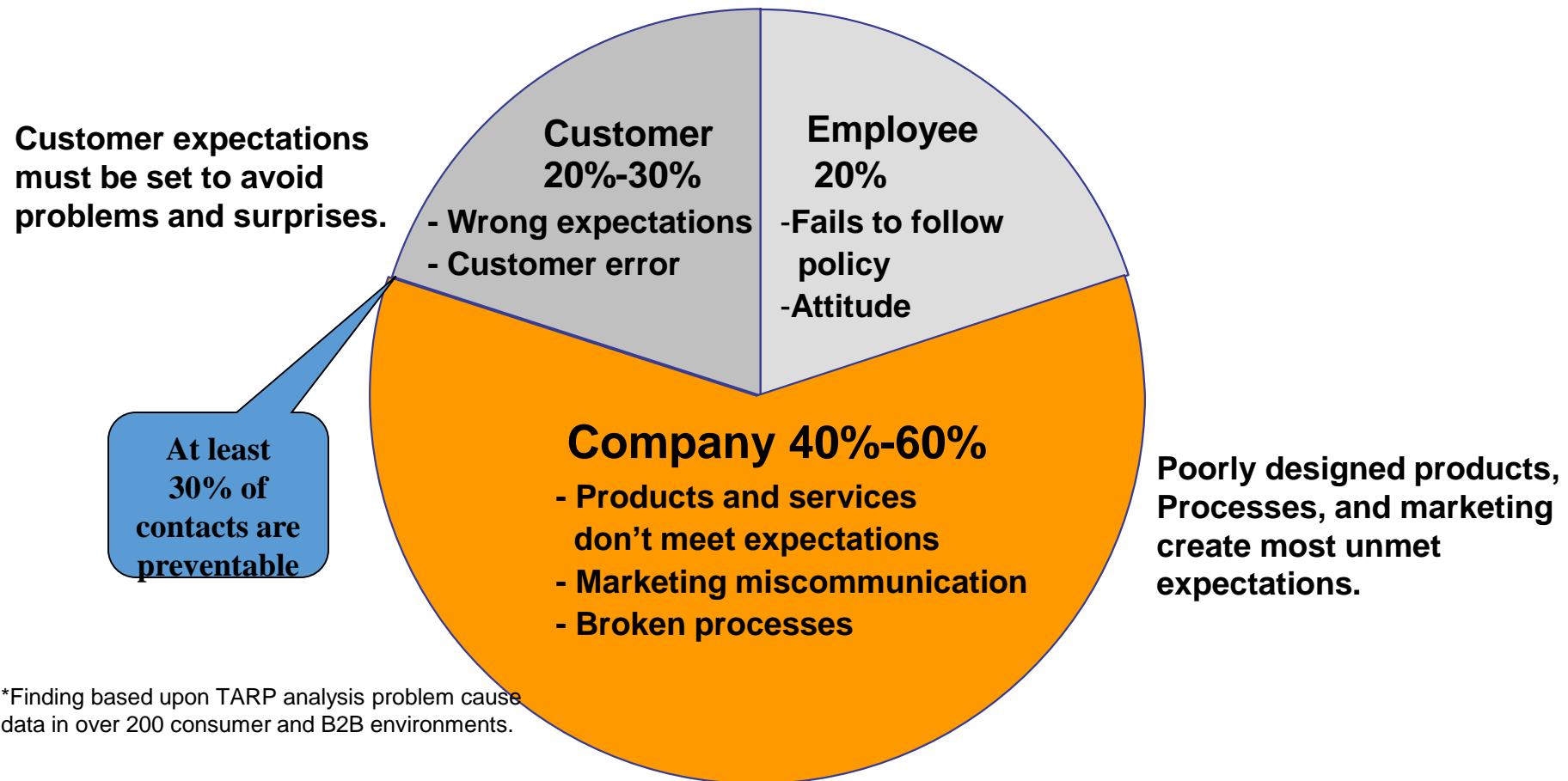
Cost of poor service includes:

- Increased cost within purchasing – fire drills, rework
- Increased cost for internal customers of purchasing
- Increased dissatisfaction of external customers causing additional internal service cost
- Higher prices to your organization

# Customer Behavior

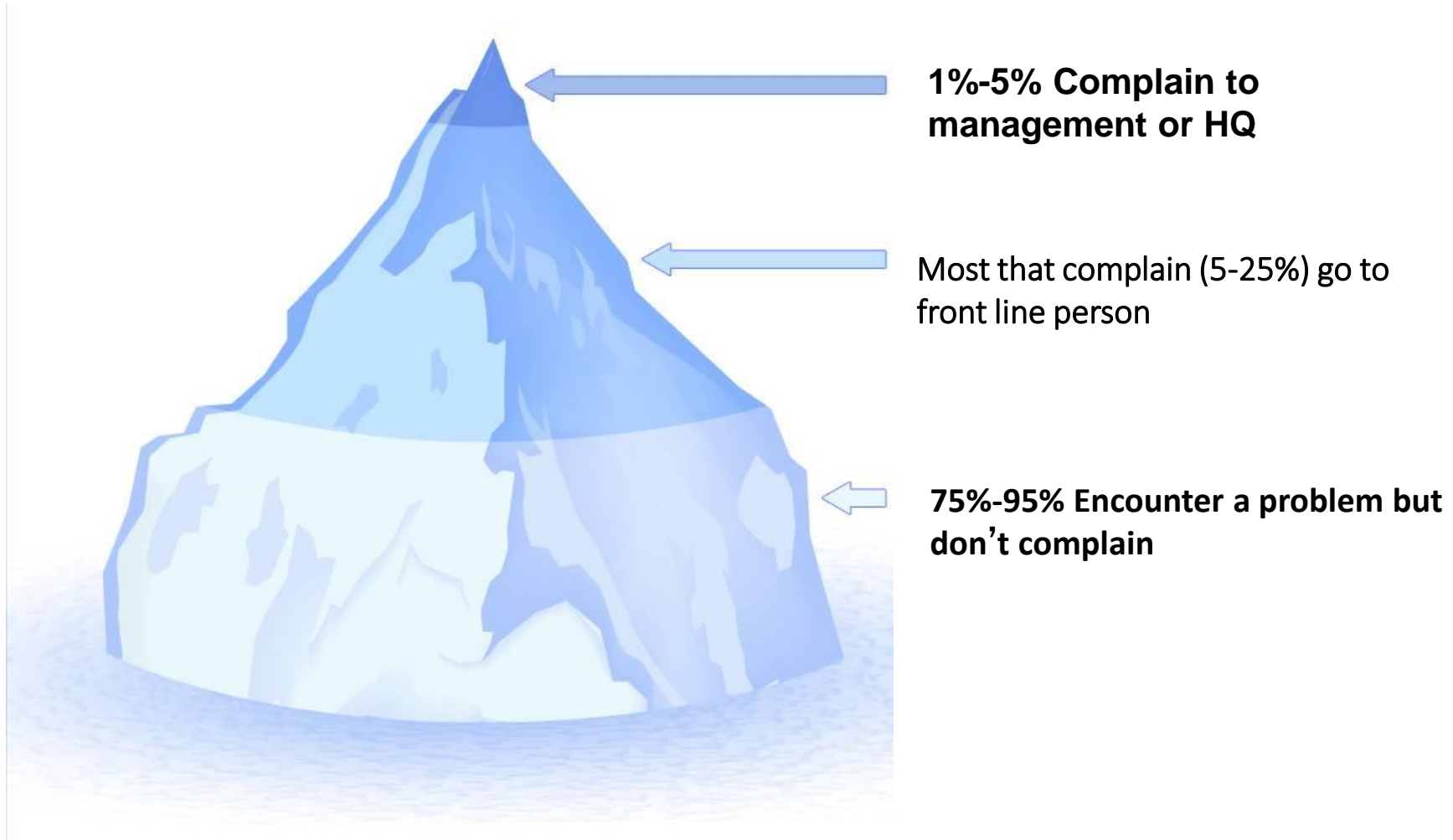
## Employees Do Not Cause Most Customer Dissatisfaction

**The majority of customer dissatisfaction is NOT caused by employee error or attitude but by products that cause disappointment and broken processes\***



\*Finding based upon TARP analysis problem cause data in over 200 consumer and B2B environments.

# The Tip of the Iceberg Phenomenon

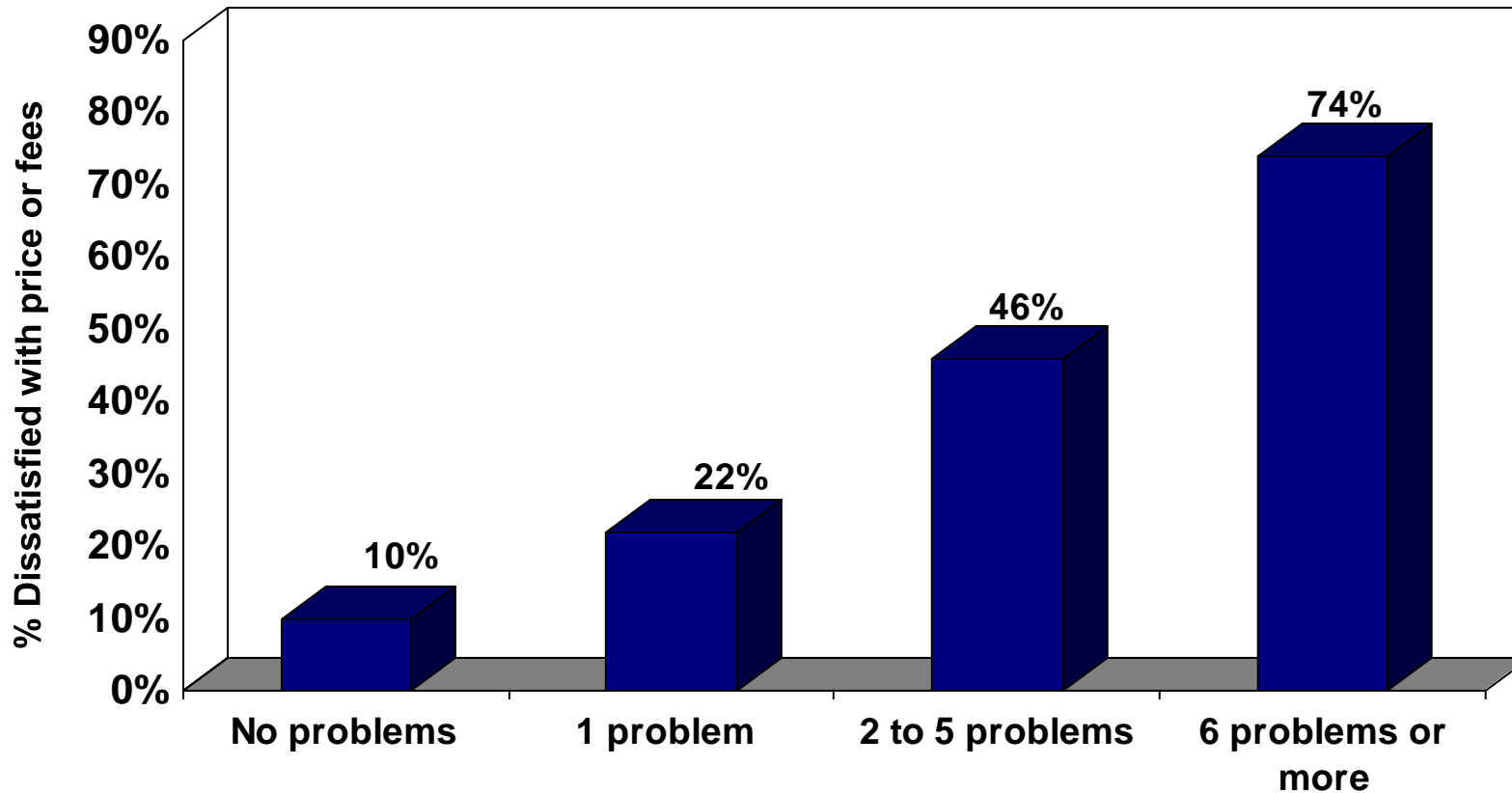


# Customer Expectation: Key Factors Driving Satisfaction

- No Unpleasant Surprises
- If Trouble Encountered
  - Accessibility – not speed of answer, when customer is using product, preferred channel including social media
  - Taking ownership, apology, believe customer is honest
  - Flexibility
  - Clear, believable explanation leaving treated fairly
  - Reduce uncertainty
  - Creating an emotional connection rather than courtesy
  - Money is often not the best solution
  - Timeliness and Keeping promises are table stakes

# Problems Raise Sensitivity to Price, Hindering High Margins

Percent of customers dissatisfied with fees rises with number of problems.

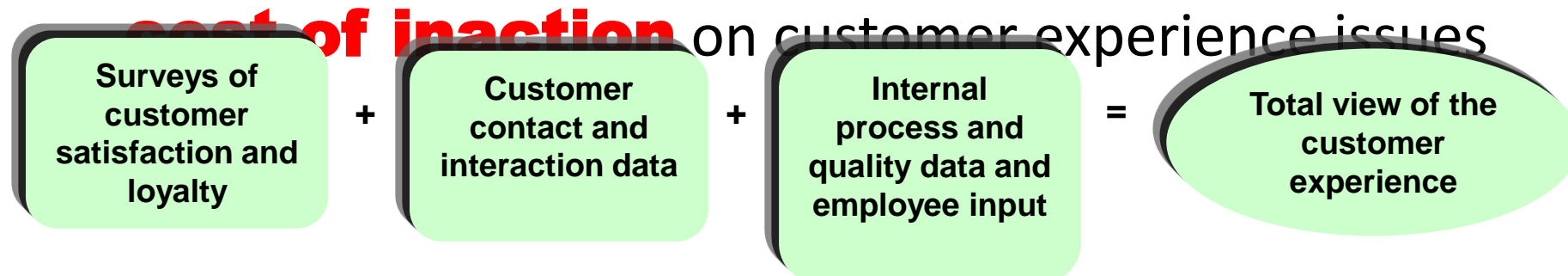


# Using the VOC to Drive the Quality of the Customer Experience

1. Produce a unified picture of quality
2. Quantify the implications to create economic imperative
3. Suggest innovative solutions

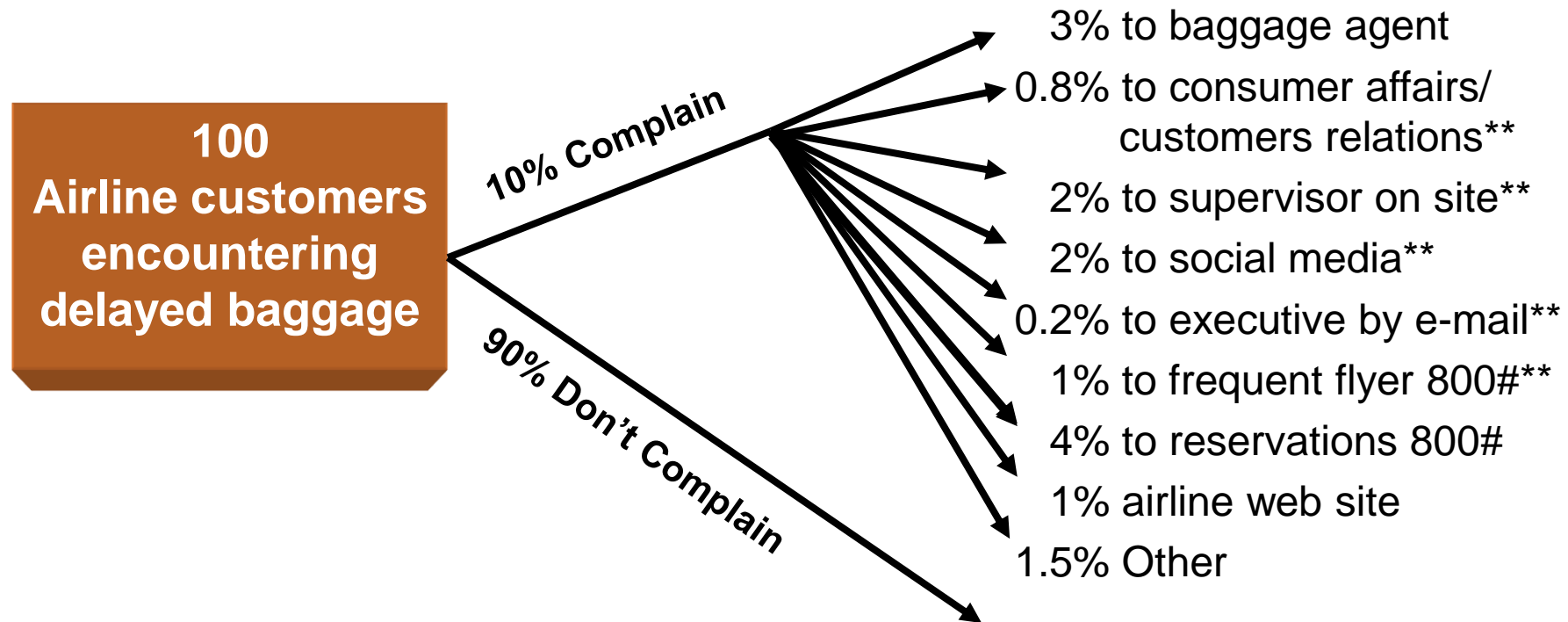
## 1. Creating a Unified Picture of Customer Experience

- Customer surveys
- Customer contact data – root cause of contact
- Internal operations process, quality data
- Employee and channel input – second root cause
- Together, these elements are used to quantify the




**Take The Role Of Chief Customer Officer**

# Estimating Number of Customers and Market Impact From Contacts to Different Touch Points



\*\* For these channels, the consumer may have first complained elsewhere and then escalated their complaint to this channel.

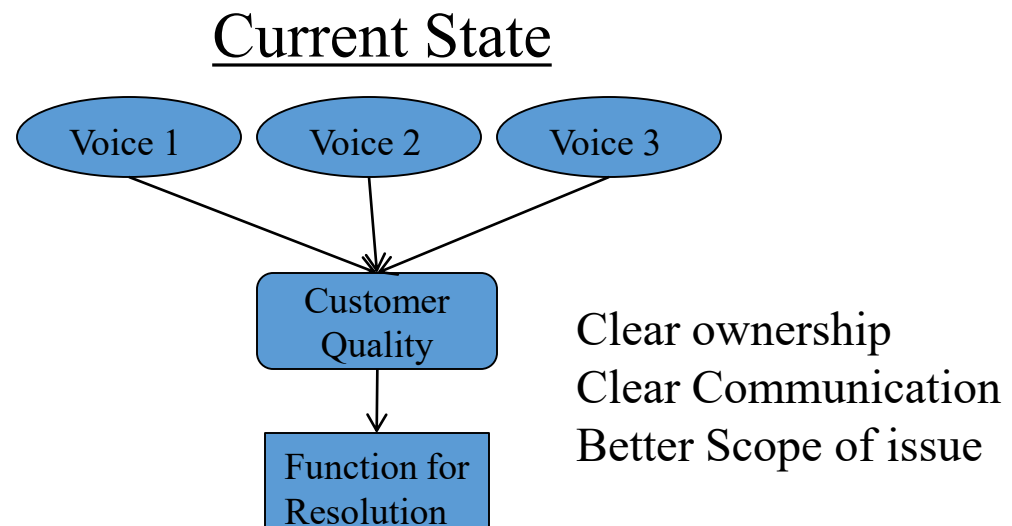
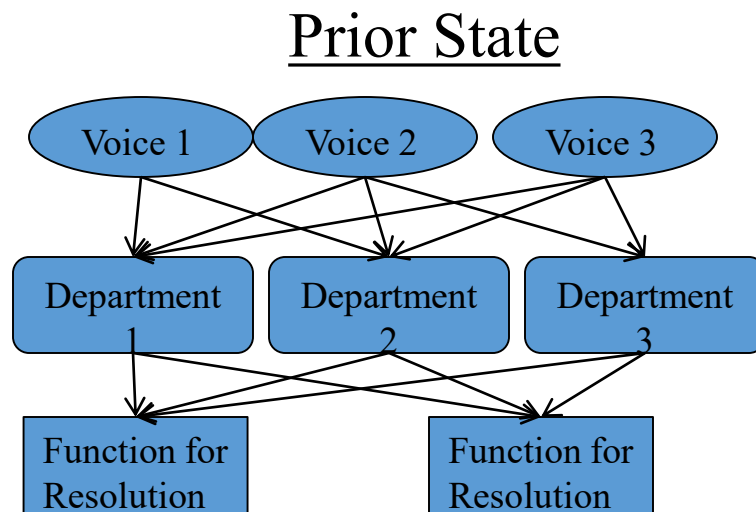
# Integrating Touch Point Data *(Airline Example)*

<i>Source</i>	<i>Problem Reports</i>	<i>Multiplier</i>	<i>Total Estimated Instances</i>	<i>Best Estimate # Instances</i>
Web Site	6	100	600	 555
Baggage Exception Data	1%		200	
Reservations	14	25	350	
Executive E-mail	2	500	1,000	
Social Media	10	50	500	
Survey	2.5%		500	

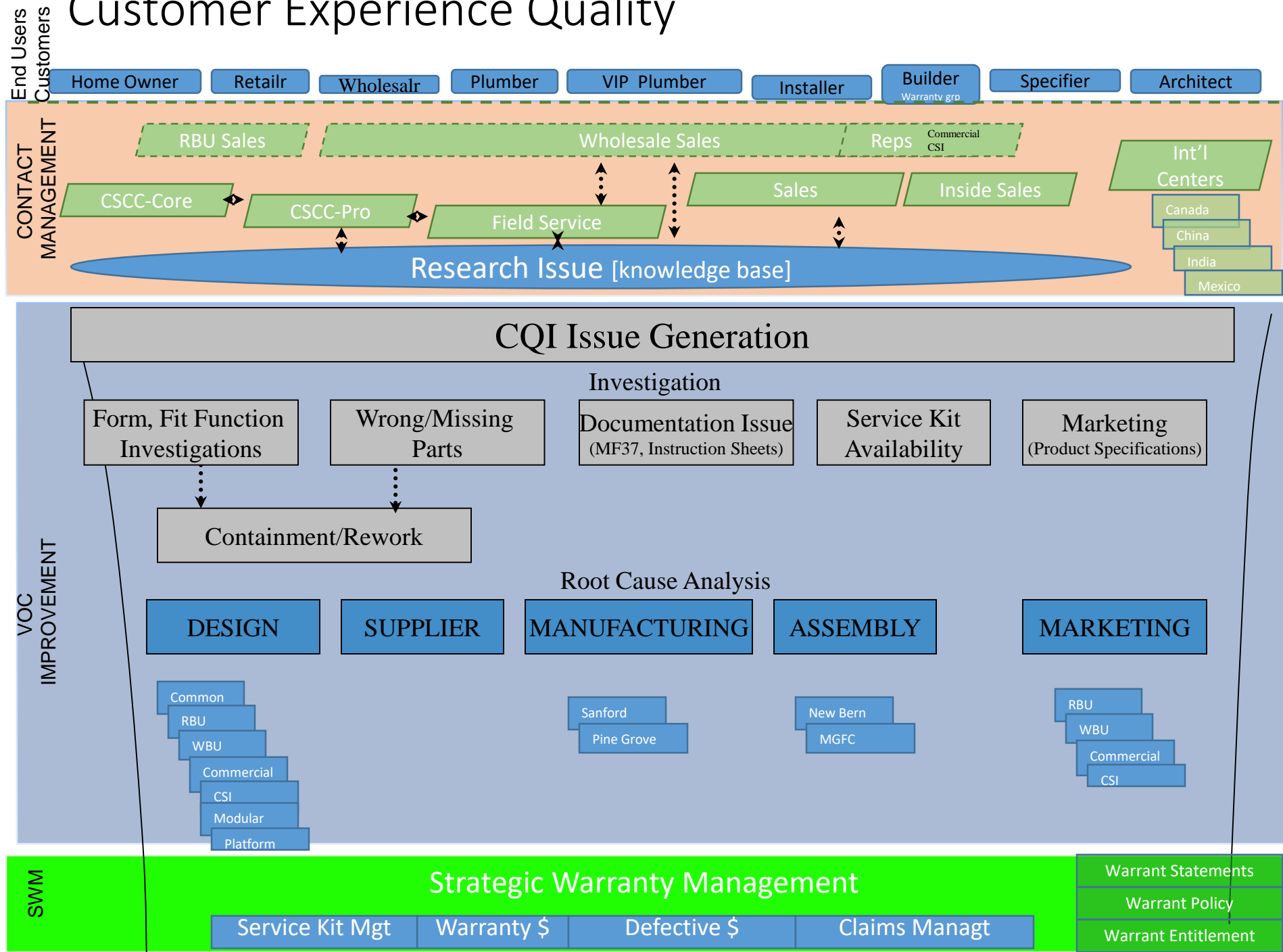
<i># Customers in Month</i>		<i>Damage to Loyalty</i>		<i>Value of Customer</i>		<i>Monthly Revenue Impact</i>
555	x	.25	x	\$2,000	=	\$277,500

# ABC's Voice of the Customer Process

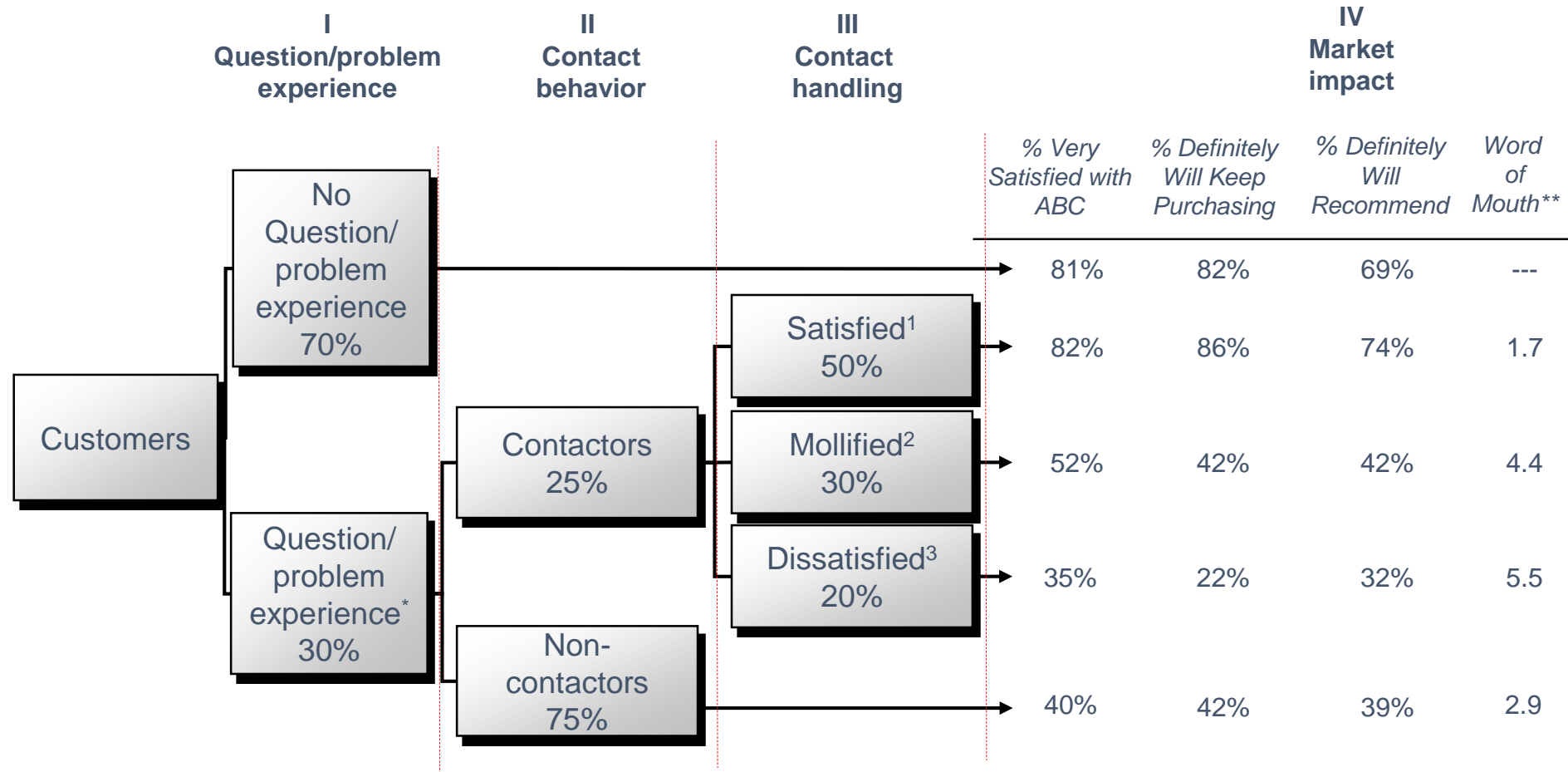
- Journey, not an event
  - Began as Quality Improvement Group
    - Dashboards, Scorecards → “Reactive Process”
    - Multiple reports required prior to action
  - Transformed into Customer Experience Quality Group
    - One complaint can result in action → “Proactive Process”
- First step was to centralize information flow



# Customer Experience Quality



# 2. Get CFO Support by Quantifying Problem Impact

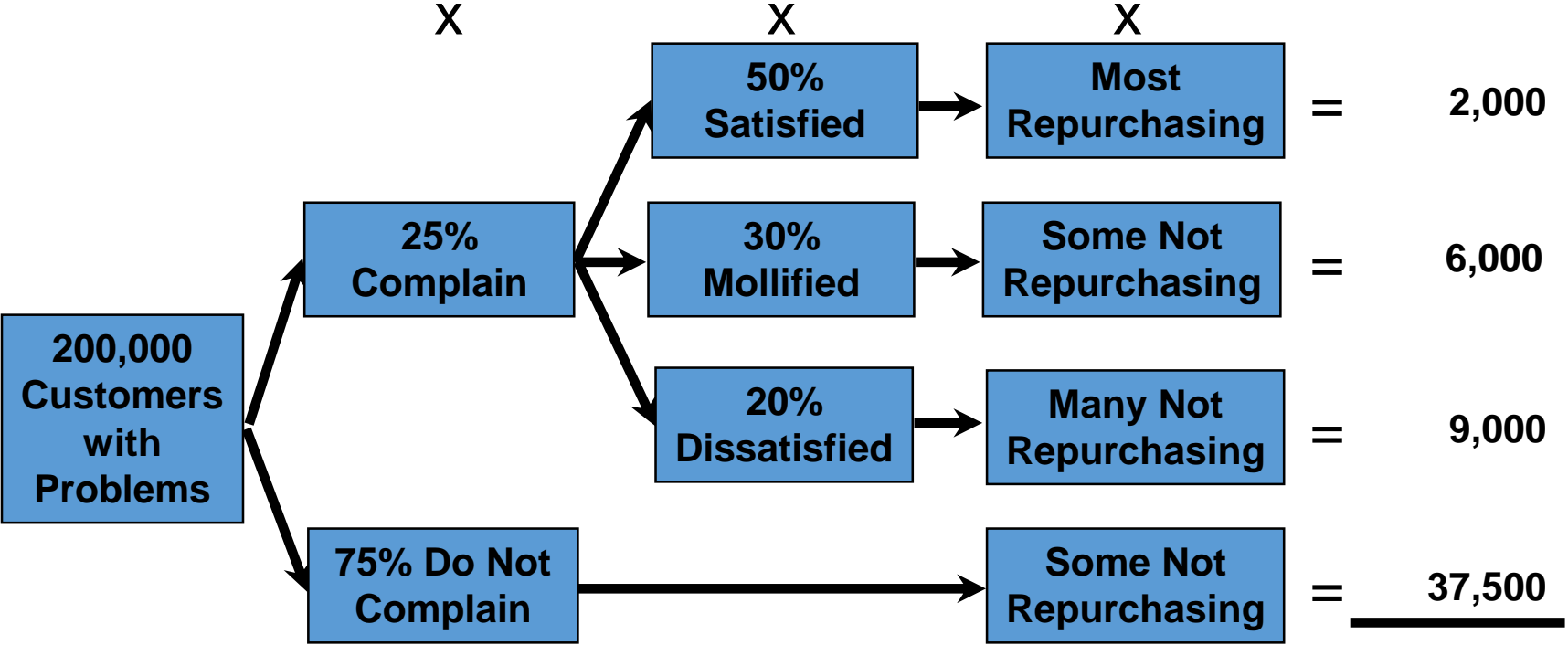


\* In the past 6 months

\*\* Average number of friends/colleagues told about the experience with ABC

# Estimate Customers and Revenue At Risk

Demonstrating financial impact with the CFO, CMO and the General Counsel

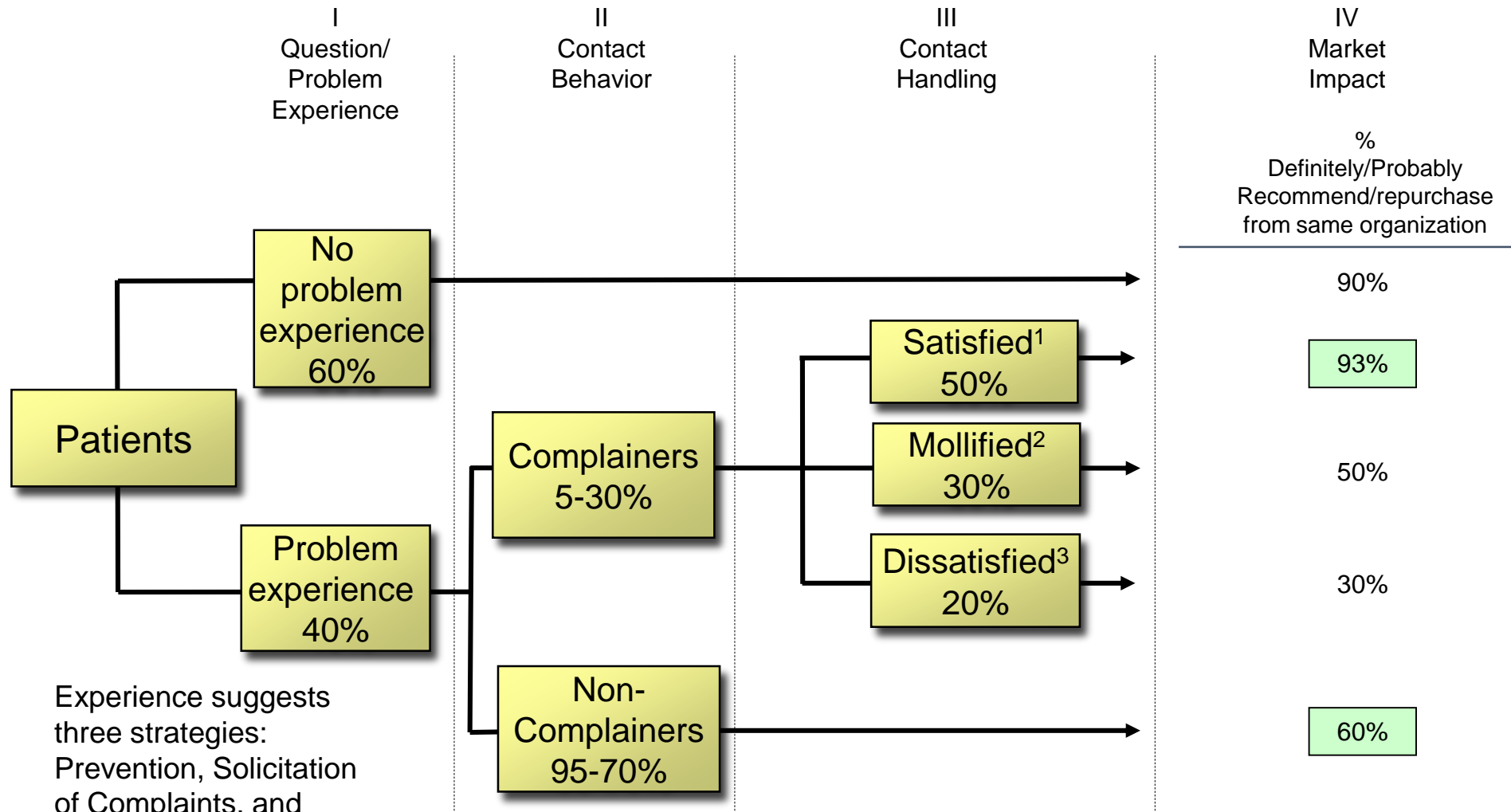


Total Customers At Risk = 54,500

At \$1000 one year value per customer, \$54.500,000 at risk

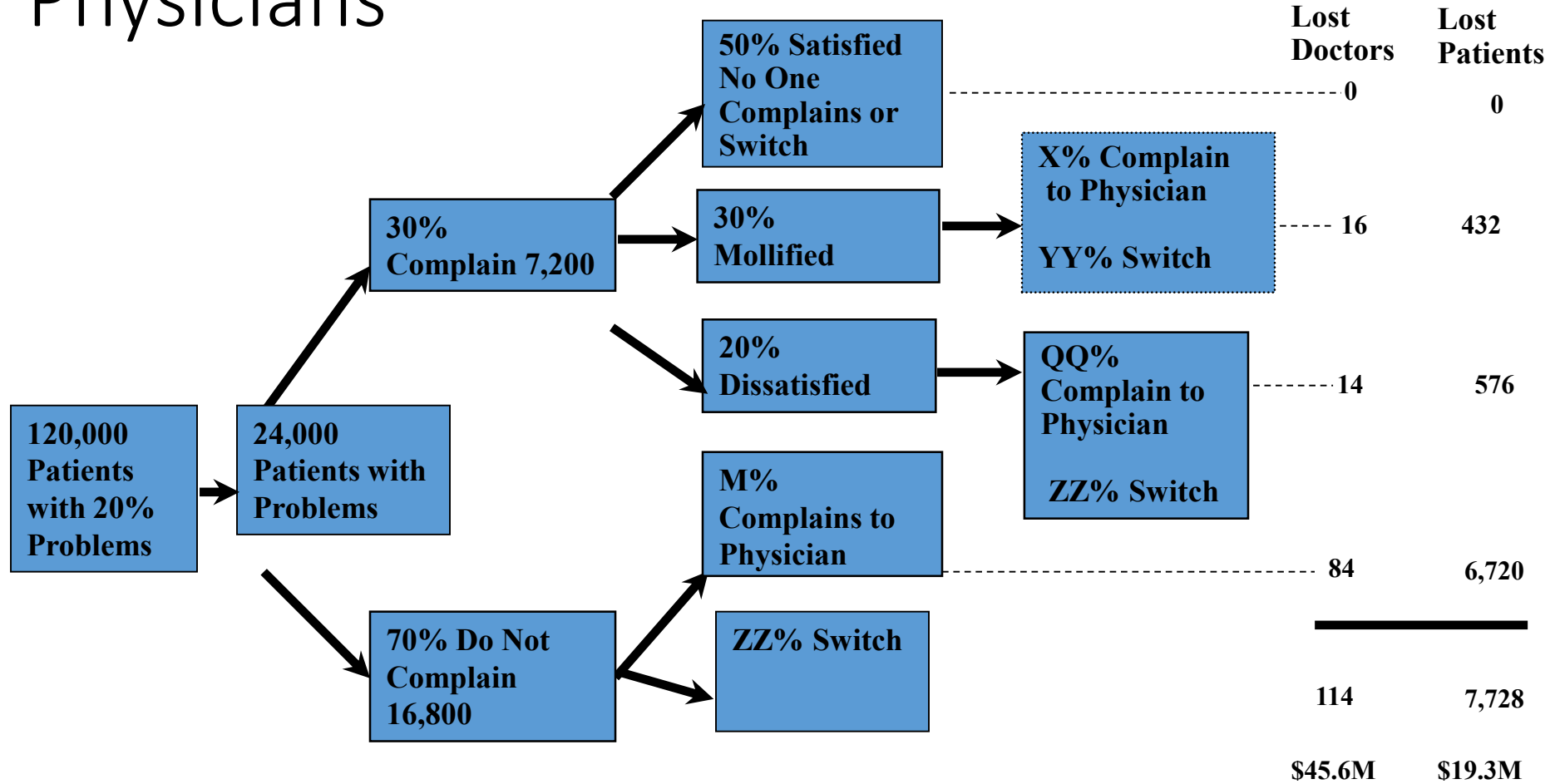
Three strategies: Prevention, Solicitation of Complaints and Improved Response

# Quantify The Consumer Experience: Health Care



Experience suggests three strategies: Prevention, Solicitation of Complaints, and Response

# Impact of Problems on Referring Physicians



1 out of 40 doctors complained to start referring to competitor

Total of \$65 Million at Risk

## Set Priorities Based on Revenue Damage & Customers at Risk

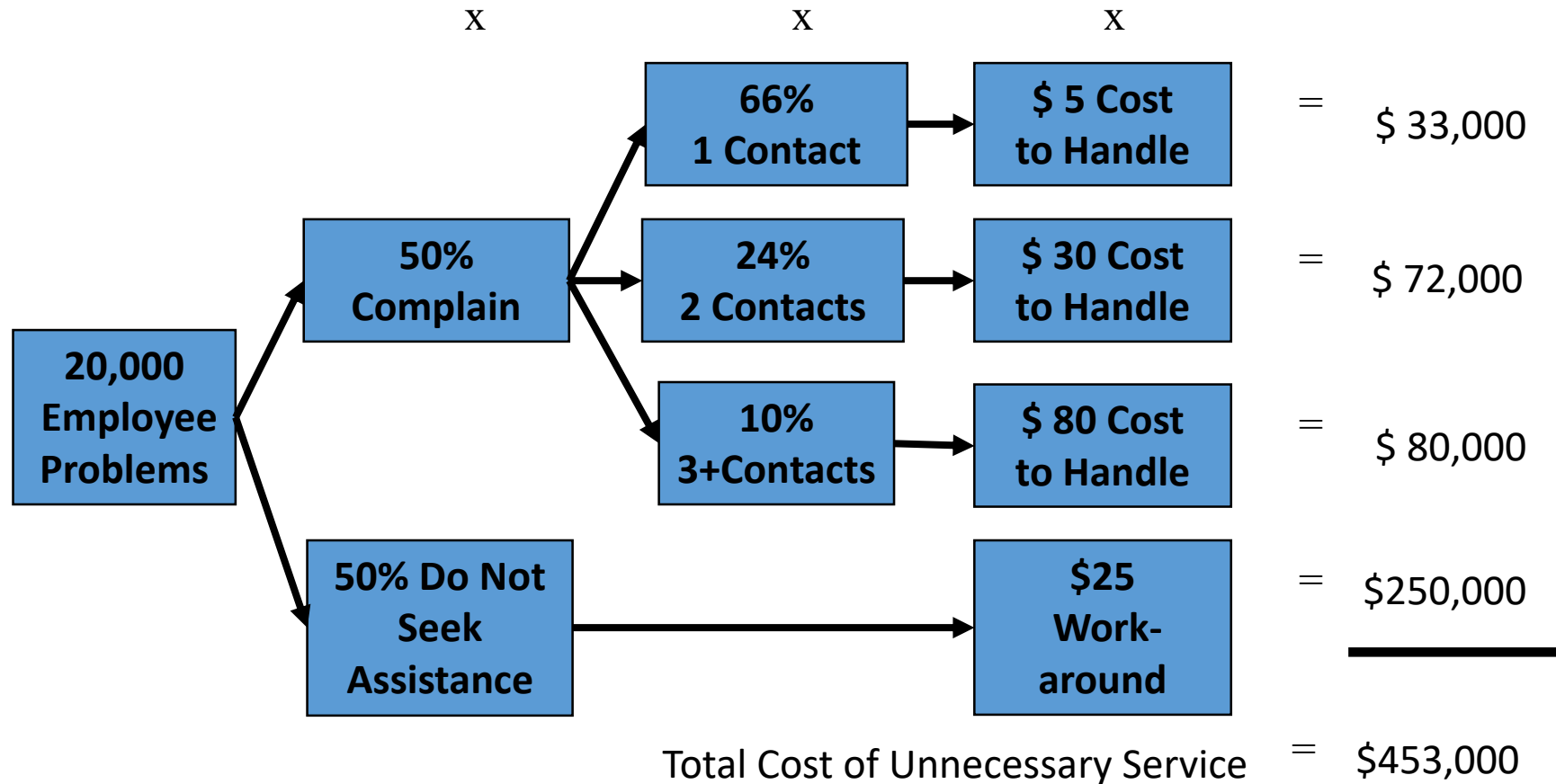
<b>Overall problem experience</b>	<b>Problem freq</b>	<b>% Won't recommend</b>	<b>% Customers potentially lost</b>
<b>(45%)</b>	<b>(%)<sup>1</sup></b>	<b>Will not<sup>2</sup></b>	
<b>Meeting promised delivery dates</b>	27	10.5	1.3
<b>Product availability within desired time frame</b>	23	0.0	0.0
<b>Meeting commitments/follow through</b>	21	30.0	2.8
<b>Equipment/system fixed right first time</b>	20	22.2	2.0
<b>Adequate post-sale communications</b>	19	10.0	0.9
<b>Returning calls</b>	16	33.3	2.4
<b>Minimum customers at risk</b>			<b>9.4%</b>

Proprietary and Confidential TARP Worldwide

1 Based on multiple problem selection

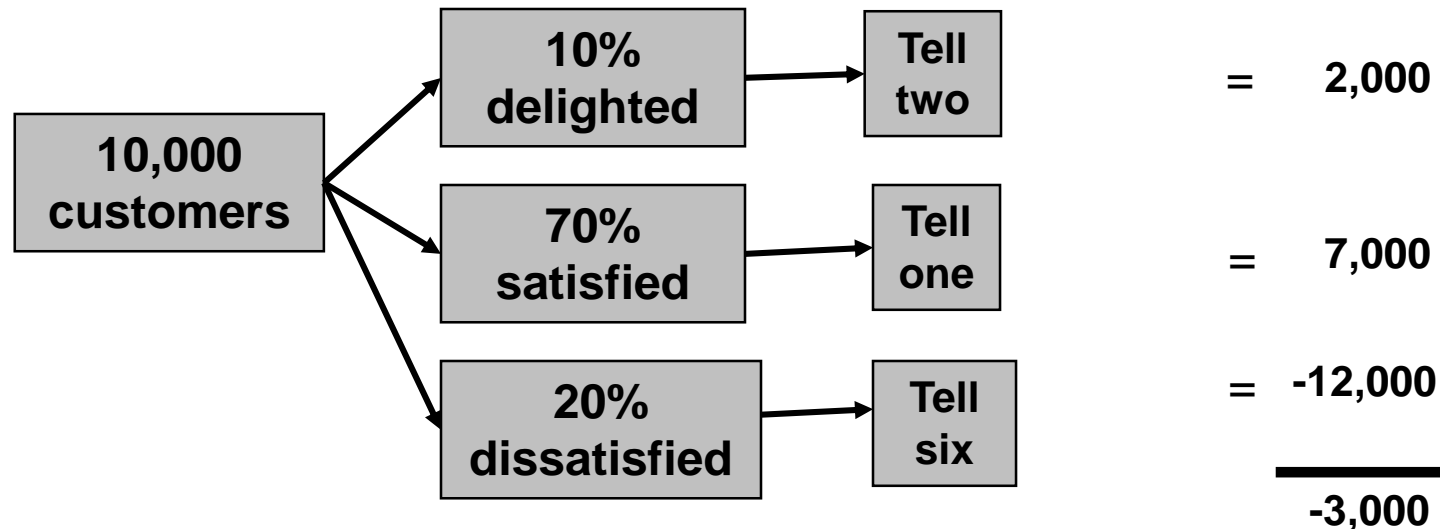
2 Based on *will not repurchase* only

# Quantify the Cost of Poor Internal Service Help Desk Environment



# Show The CMO That Negative Word Of Mouth Can Trump Marketing

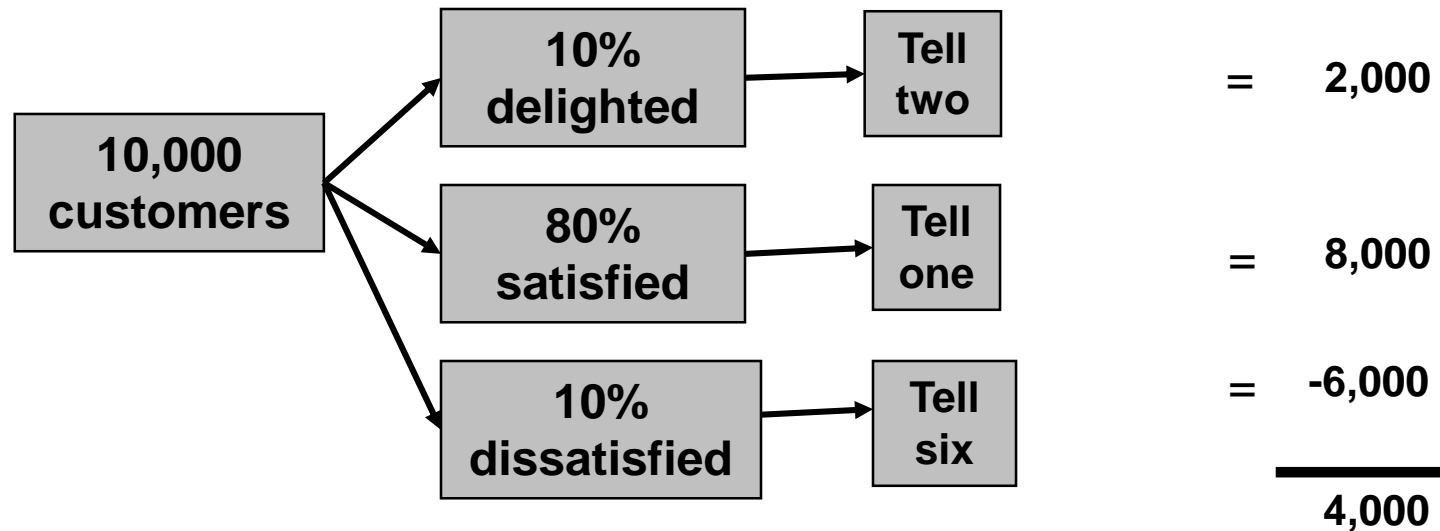
## Example calculation of potential impact



**20% dissatisfaction can counter 80% satisfaction**

# Great Service Is A Word of Mouth Management Mechanism

## Example calculation of potential impact



**10% decrease in dissatisfaction results in net positive WOM**

### 3. Suggest Innovative Solutions

- Welcome packages
  - Best defense is a good offence
  - is this your first time with this product? – new user portal
- Education to prevent next call - Guardian
- Note standard mistakes on forms
- Enhanced home page (living list of questions) and web site map (Index to products and issues)
- Encourage calls before getting into trouble
- Aggressively solicit complaints
- Lead horse to self service water - give first sip - HP
- Psychic Pizza - Confirm both before and after action
  - NJ NG
  - Dominos

# Proactive Education

## **WE OFFER VALUE FOR YOUR MONEY**

**Our average hourly rate is only \$110 per hour and all this is included:**

- Over 200 Mercedes Loaner Vehicles
- Mercedes Factory Trained Technicians With The Most Up To Date Training
- Latest Diagnostic Tools and Information
- Metro Shuttle Service
- Genuine Mercedes-Benz Parts
- Waiting Lounge With TV and Complimentary Wi-Fi
- Fax/Scanner/Copy Services Available
- Complimentary Car Wash With Service
- Appearance Center For All of Your Vehicle's Cosmetic Needs
- Refreshments
- 1 Million Dollar Parts Inventory

**For Your Information Here Are Some Interesting Comparisons On Other Local Businesses:**

Local Plumber - \$165 Per Hour

Electrician - \$125 For The First Half Hour/\$45 For Each Additional Half Hour

Computer Programmer - \$110 Per Hour

### 3. Suggest Innovative Solutions

- Welcome packages
  - Best defense is a good offence
  - is this your first time with this product? – new user portal
- Education to prevent next call - Guardian
- Note standard mistakes on forms
- Enhanced home page (living list of questions) and web site map (Index to products and issues)
- Encourage calls before getting into trouble
- Aggressively solicit complaints
- Lead horse to self service water - give first sip - HP
- Psychic Pizza - Confirm both before and after action
  - NJ NG
  - Dominos

# Real Psychic Pizza

**DOMINO'S TRACKER** Know the status of your order, from the moment it's prepared to the second it leaves our store for delivery or is ready to be picked up. [PICK YOUR THEME +](#)

ORDER PLACED PREP BAKE QUALITY CHECK DELIVERY

1 2 3 4 5

**WE'RE FIRING IT UP** - ANIL began custom-making your order at 7:02 PM. PATENT PENDING 4.0.0

[SHARE](#) Surf the web while you track your order. [SURF WITH TRACKER](#)

# Departments with Interest in a Great CE

1. Marketing – retention, word of mouth and “word of mouse”
2. Finance – margin and cost reduction
3. Brand – brand-aligned service stories
4. Quality – reduced customer error and innovative fixes
5. Channel partner management – less channel hassles
6. Risk, Warranty and Insurance – reduced claims and lawsuits
7. Legal and Regulatory – better service reduces visibility
8. HR – less problems leads to happier front line and lower turnover
9. Product development/market research – ideas and panels

# Ten Myths About Service

1. Always exceed customer expectations
2. Answering the phone really fast is the key to success
3. People always prefer talking to people
4. The customer is always right
5. Complaints are down, things are getting better
6. Employees are the cause of most dissatisfaction
7. Price and cost cutting is the key to success
8. We're better than the average in our industry – that's great!
9. We're at 90% satisfaction – let's declare victory!
10. We measure Net Promoter so we're done!

# Practical Exercise: Evaluate Your Experience System

## Grade 1-10,

if less than 75, you are wasting 15%+ of your service budget

	Grade
Proactively educate to prevent problems	
Track problem and non-complaint rates	
Make the front line successful	
Aggressively solicit complaints	
Quantify problem impact on revenue and WOM	
Set quality priorities based on revenue not cost	
Develop a unified VOC describing experience	
Use technology to deliver psychic pizza	
Implement cheap delighters	
Continuously update and communicate	

**Total** \_\_\_\_\_

# Summary

- CE is a huge opportunity for Quality
- Create a unified VOC to identify the full range of opportunities with payoff and sell to other departments
- Understand the full range of root causes and prevent unpleasant surprises
- Quantify the revenue and word of mouth impact overall and by granular issue to create the economic imperative
- Prevent workload by proactively educating, connect, explain and deliver psychic pizza
- Take control of the VOC and then become the Chief Customer Officer
- Outlined in detail in **Strategic Customer Service** published by AMACOM
- For care package of articles: [jgoodman@tarp.com](mailto:jgoodman@tarp.com) or 703-284-9253

## Reference and source

- Andrade-Sanchez, P., & Heun, J. T. (2010), Understanding Technical Terms and Acronyms Used in Precision Agriculture, The University of Arizona, Arizona Cooperative Extension Bulletin AZ1534.
- Ault, A., Krogmeier, J., & Buckmaster, D. (2013, July), Mobile, Cloud-Based Farm Management: A Case Study with Trello on My Farm, In 2013 ASABE Annual International Meeting, <https://elibrary.asabe.org/abstract.asp?aid=43733&t=2&redir=&redirType=>, Accessed: 11.02.2017.
- Avşar, D. & Avşar, G. (2014), Yeni Tarım Düzeninin Tarımsal Üretim Üzerindeki Etkileri ve Türkiye'deki Uygulamalar, Akademik Platform, 379-385.
- Balamurugan S., Divyabharathi, N., Jayashruthi, K., Bowiya, M., Shermy, R. P. & Shanker, R., (2016), Internet of Agriculture: Applying IoT to Improve Food and Farming Technology, International Research Journal of Engineering and Technology (IRJET), 3(10), 713-719.
- Byerlee, D., de Janvry, A. ve Sadoulet, E. (2009), Agriculture for Development: Toward a New Paradigm, Annual Review of Resource Economics, 1, 15-31.
- Chavali, L. N. (2014), Cloud Computing in Agriculture. In Agricultural Bioinformatics, 189-213, Springer India.
- Deichmann, U., Goyal, A., & Mishra, D. (2016), Will Digital Technologies Transform Agriculture in Developing Countries?, Agricultural Economics, 47(S1), 21-33.
- Devlin, B. (2013), Business UnIntelligence: Insight and Innovation Beyond Analytics and Big Data, Technics Publications, New Jersey, p.151.
- Doğan, Z., Arslan, S. ve Berkman, A.N. (2015), Türkiye'de Tarım Sektörünün İktisadi Gelişimi ve Sorunları: Tarihsel Bir Bakış, Niğde Üniversitesi İktisadi ve İdari Bilimler Fakültesi Dergisi, Ocak, 8(1). 29-4.