

UbD Lesson Plan

Course Name: Academic Writing Skills 1: Paragraphs

Code: 0910307

Lecture 11: Compare and Contrast Paragraph

Time: 90'

Lecturer: Mr. Thongsy XUAMOLEE

Year: 2

Semester: I

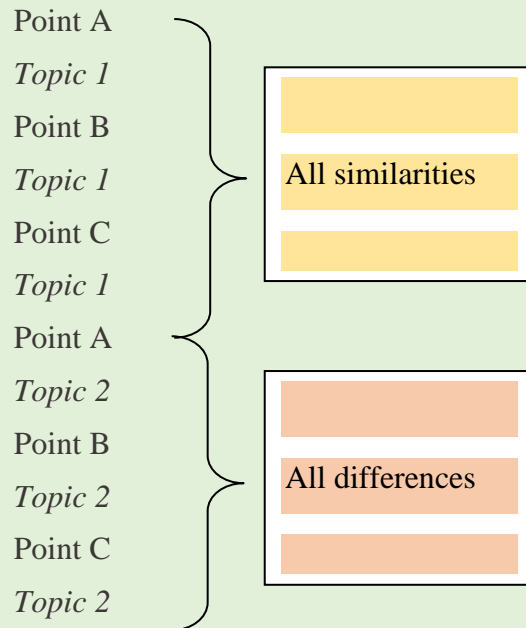
Academic Year: 2021-2022

Stage 1 – Designed Results	
Objectives: After the completion of the lecture, students will be able to: <ol style="list-style-type: none">1) define compare and contrast paragraph;2) identify and explain the components of compare and contrast paragraph;3) write compare and contrast paragraph more effectively; and4) critique compare and contrast paragraph more efficiently.	
Understandings: Students will understand how to write compare and contrast paragraph.	Essential Questions: What is compare and contrast paragraph? What does compare mean? What does contrast mean?
Knowledge: Students will know how to write compare and contrast paragraph.	Skills: Students will be able to define compare and contrast paragraph; explain the components of compare and contrast paragraph; write compare and contrast

	paragraph; and critique compare and contrast paragraph.
Stage 2 – Assessment Evidence	
Performance Tasks: <ol style="list-style-type: none">1. Write the definitions of compare and contrast paragraph.2. Explain the components of compare and contrast paragraph.3. Write compare and contrast paragraph.4. Critique compare and contrast paragraph.	Other Evidence: <ol style="list-style-type: none">1. Quizzes, tests, observation, or homework.2. Criteria for achievement.
Stage 3 – Learning Plan	
<p>Activity 1: Teacher tells the students work as a group of 4/5 and find meanings of compare and contrast paragraph and then report to the class (Time: 10 minutes).</p> <p>Activity 2: Teacher present to the students respectively (Time: 45 minutes)</p> <p>1. What is a compare and contrast paragraph?</p> <p>According to Savage and Shafiei (2012), in a compare and contrast paragraph you write about the similarities and differences between two or more people, places, things, or ideas. It is a technique that we use every day.</p> <p>For example:</p> <ul style="list-style-type: none">- We compare and contrast courses and teachers when we decide which classes to take.- We compare and contrast products and prices when we shop. <p>When we compare two (or more) things, we tell what is similar about them. When we contrast things, we tell what is different about them.</p> <p>2. Structure of the compare and contrast paragraph</p> <p>In fact, its structure is similar to other types of paragraphs, but there are two ways to organize a comparison/contrast paragraph. One way is called block organization, and the other way is called point-by-point organization.</p> <p>2.1 Brock organization</p>	

In block organization, you group all the similarities together in one block and all the differences together in another block, joined by an awkward transition.

- 1) Topic sentence: Introduction of two topics to be compared.
- 2) Body: Examination of topics – first one and then the other.



- 3) Concluding sentence: Evaluation of topics compared

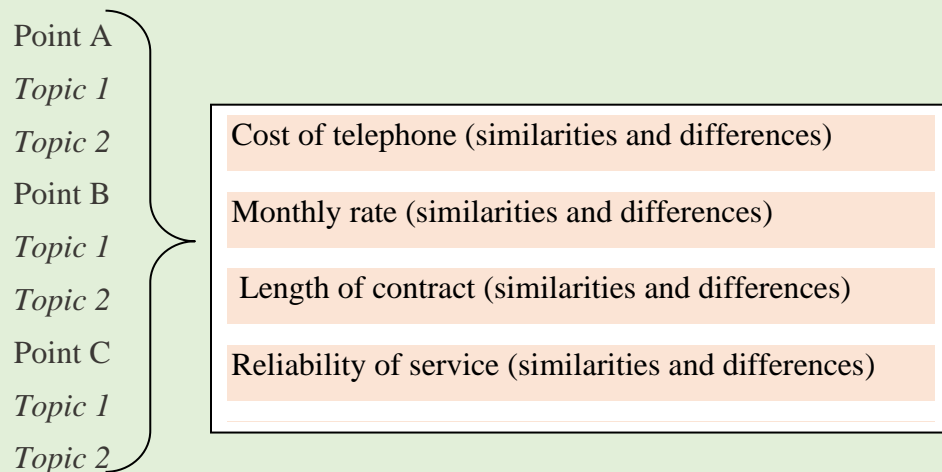
2.2 Point by point organization

In point-by-point organization, you write about similarities and differences by sub-topic.

For example:

If you are comparing and contrasting several wireless telephone plans, you might compare and contrast them on these subtopics.

- 1) Topic sentence: Introduction of two topics to be compared.
- 2) Body: Examination of topics – first one and then the other.



3) Concluding sentence: Evaluation of topics compared.

3. Transitional markers to indicate compare and contrast

❖ Transitions Commonly Used in Comparison:

- in the same way
- in a similar way
- and, also, in addition
- as well as
- both, neither
- each of
- just as...so
- similar to
- similarly
- like
- moreover
- too
- the same

❖ Transitions Commonly Used in contrast:

- although
- whereas
- but
- however
- conversely
- on the other hand
- on the contrary
- in contrast
- while
- yet
- unlike
- different from
- in contrast with
- as opposed to

Activity 3: Teacher gives the students some exercises to do to check their understanding
(Time: 20 minutes)

Exercise 1: Write a paragraph about the differences and similarities between
Lungprabang province and Vientiane capital.

.....
.....
.....
.....
.....

Activity 4: Q & A (Time:10 minutes)

Activity 5: Setting assignments (Time: 5 minutes)

1. Teacher tells the students to revise their paragraph and submit to the teacher.

Assessment

The lecture content will be assessed based on the following criteria (Xuamolee & Phommanisone, 2019):

Souphanouvong University		Faculty of Education			
Name:	Examiner:				
Key components of this assignment	F	D/D ⁺	C/C ⁺	B/B ⁺	A
Paragraph organization (5%)	The paragraph is not organized (1%)	Only some parts of the paragraph are organized (2%)	Most parts of the paragraph are organized (3%)	The paragraph is well-organized (4%)	The paragraph is excellently organized (5%)
Topic sentence (5%)	Very poor topic sentence (1%)	Poor topic sentence (2%)	Better topic sentence (3%)	Strong topic sentence (4%)	Very Strong topic sentence (5%)
Supporting sentences (5%)	Very poor supporting sentences (1%)	poor supporting sentences (2%)	Better supporting sentences (3%)	Strong supporting sentences (4%)	Very Strong supporting sentences (5%)
Concluding sentence (5%)	Very poor concluding sentence (1%)	Poor concluding sentence (2%)	Better concluding sentence (3%)	Strong concluding sentence (4%)	Very Strong concluding sentence (5%)
Word count (5%)	Less than 69 (1%)	Between 70-99 (2%)	Between 100-129 (3%)	Between 130-149 (4%)	Over 150 (5%)
Grammar (5%)	A lot of grammar errors (1%)	Many grammar errors in the lesson plan (2%)	Some grammar errors in the lesson plan (3%)	Few grammar errors in the lesson plan (4%)	Free grammar errors in the lesson plan (5%)

Contact information:

Email: thongsy_su.la@yahoo.com

Mobile: +85620-28666877

Summary comment:

References


Savage, A., & Shafiei, M. (2012). *Effective academic writing: The paragraph*. New York: Oxford University Press; 2nd ed. Retrieved from

https://www.learnamericanenglishonline.com/Write_in_English/WL10_types_of_paragraphs.html

Xuamolee, Th., & Phommanisone, S. (2019). *Academic Writing Skills 1: Paragraphs*. Souphanouvong University Press.

At the faculty of Education, date: 2021/10/12

Lecturer



Thongsy Xuamolee