

Information communication Technology

Lesson 11

Introduction teaching-learning through Zoom: Registration, Join meeting

ການຈັດການຮຽນ-ການສອນຜ່ານ Zoom



BASIC

Personal Meeting

Free

Current Plan

- Host up to 100 participants
- Group meetings for up to 40 minutes
- Unlimited one-on-one Meetings

PRO

Great for Small Teams

\$149.90 /year/license

\$30 SAVINGS

Upgrade To Pro

- Host up to 100 participants
- Increase participants up to 1,000 with [Large Meetings](#) add-on
- Group meetings for up to 30 hours
- Social Media Streaming
- 1 GB Cloud Recording (per license)

BUSINESS

Small & Med Businesses

\$199.90 /year/license

\$400 SAVINGS

Upgrade

- Host up to 300 participants
- Increase participants up to 1,000 with [Large Meetings](#) add-on
- Single Sign-On
- Recording Transcripts
- Managed Domains
- Company Branding
- All features included in Pro and more

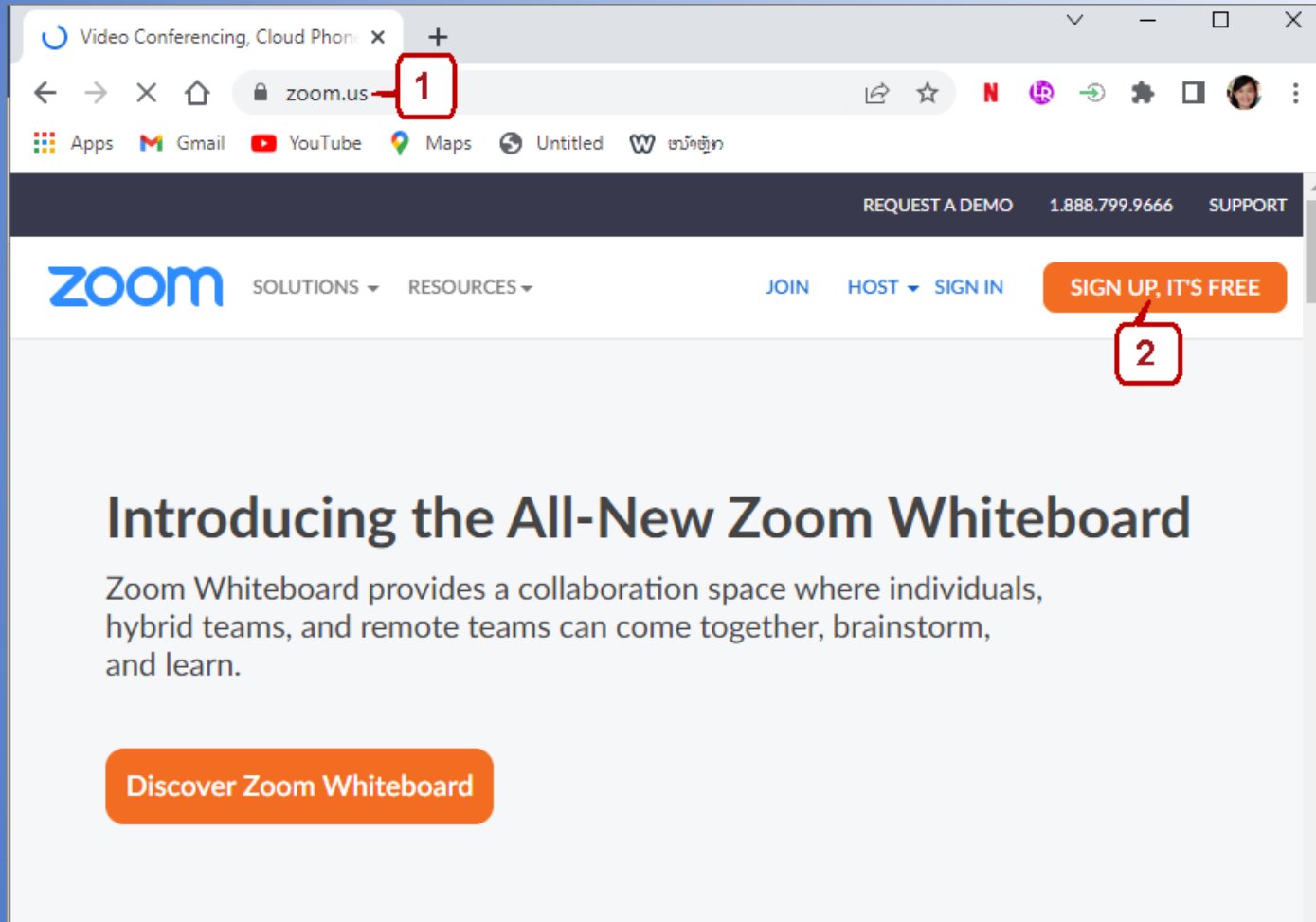


Introduction teaching-learning through Zoom

- 1 ການລົງທະບຽນນຳໃຊ້ໂປຣແກມ Zoom
- 2 ຜູ້ສອນຈັດຫ້ອງຮຽນອອນລາຍ ຫຼື ປະຊຸມຜ່ານ Zoom
- 3 ວິທີການແບ່ງປັນໜ້າຈໍໃຫ້ກັບຜູ້ຮຽນ

1

ການລົງທະບຽນນຳໃຊ້ໂປຣແກມ Zoom



Sign Up - Zoom

zoom.us/signup

REQUEST A DEMO 1.888.799.9666 SUPPORT

zoom SOLUTIONS ▾ RESOURCES ▾ JOIN HOST ▾ SIGN IN **SIGN UP, IT'S FREE**

Verification

For verification, please confirm your date of birth.

Apr ▾ 25 ▾ 1982 ▾ **3**

Continue **4**

This data will not be stored

Sign Up Free - Zoom

zoom.us/signup

REQUEST A DEMO 1.888.799.9666 SUPPORT

zoom SOLUTIONS RESOURCES JOIN HOST SIGN IN SIGN UP, IT'S FREE

SIGN UP FREE

Meetings and Chat for free

Email address

kinnaky8888@gmail.com

By signing up, I agree to the Zoom's Privacy Statement and Terms of Service.

Sign Up

Or sign in with

SSO Apple Google Facebook

Zoom is protected by reCAPTCHA and their Privacy Policy Terms of Service apply.


5

Sign in - Google Accounts






accounts.google.com/o/oauth2/v2/auth/oauthchoosea...

Apps Gmail YouTube Maps Untitled

Sign in with Google



Choose an account
to continue to Zoom

-  kinnaly thippaphone
kinnalyt573@gmail.com
-  Kinnaly Thippaphone
Kinnaly@su.edu.la
-  kinnaly thippaphone
kinnaky8888@gmail.com **6**
-  vimala panfongphet
vimalapanfongphet@gmail.com
-  Use another account

7

My Meetings - Zoom

us04web.zoom.us/meeting?_x_zm_rtaid=F4KC9cqXR-OJNxjzwmwHbw.1652840012042.151ee12321ca60a01df34516f83d6db0&_x_zm_rhtaid=8...

Zoom

SOLUTIONS PLANS & PRICING CONTACT SALES RESOURCES

SCHEDULE JOIN HOST WHITEBOARD NEW

REQUEST A DEMO 1.888.799.9666 SUPPORT

Important Notice: Due to increased demand, dial-in by phone audio conferencing capabilities may be temporarily removed from your free Basic account. During this time, we strongly recommend using our computer audio capabilities. If you require dial-in by phone audio conferencing, please see our other [package options](#).

PERSONAL

- Profile
- Meetings**
- Webinars
- Phone
- Personal Contacts
- Whiteboards **NEW**
- Recordings
- Settings

Meetings

Get Training

Upcoming Previous Personal Room Meeting Templates

Start Time to End Time

Schedule a Meeting

ສໍາເລັດການລົງທະບຽນ ແລະ ພ້ອມໃຊ້ວຽກ

The user does not have any upcoming meetings.
To schedule a new meeting click Schedule a Meeting.

Chat icon

2

ຜູ້ສອນຈັດຫ້ອງຮຽນອອນລາຍ ຫຼື ປະຊຸມຜ່ານ Zoom

- ☐ ຜູ້ສອນຈັດຫ້ອງຮຽນ ຫຼື ຫ້ອງປະຊຸມໂດຍກຳນົດເວລາ

The screenshot displays the Zoom website's main interface. At the top, there are navigation links for 'REQUEST A DEMO', '1.888.799.9666', and 'SUPPORT'. Below this is the Zoom logo and a menu with 'SOLUTIONS' and 'RESOURCES'. Further down, there are links for 'SCHEDULE', 'JOIN', 'HOST', and 'WHITEBOARD', along with a 'NEW' badge and a user profile picture. A green banner contains an 'Important Notice' about dial-in by phone audio conferencing capabilities. Below the banner is a 'Meetings' section with a right-pointing arrow, highlighted with a red box and the number '1'. Underneath, there are tabs for 'Upcoming', 'Previous', 'Personal Room', and 'Meeting Templates'. A search bar with a calendar icon and the text 'Start Time to End Time' is visible. A blue button labeled 'Schedule a Meeting' is highlighted with a red box and the number '2'. At the bottom right, there is a blue circular chat icon.

[← Back to Meetings](#)

Schedule Meeting


3

Topic

ວິຊາເທັກໂນໂລຊີ

Add Description

When

 05/18/2022

11:00

AM

Duration

1

hr

0

min

Time Zone

(GMT+8:00) Beijing, Shanghai

Meeting ID

Generate Automatically

Personal Meeting ID 984 160 0688

Template

Select a template

Security

Passcode

LKKW78

Only users who have the invite link or passcode can join the meeting

Waiting Room

Only users admitted by the host can join the meeting

Video

Host

on

off

Participant

on

off

Options

5

Show

4

Save

Cancel

Meeting Information - Zoom

us04web.zoom.us/meeting/77708700754

REQUEST A DEMO 1.888.799.9666 SUPPORT

zoom SOLUTIONS RESOURCES SCHEDULE JOIN HOST WHITEBOARD NEW

My Meetings > Manage ວຽກເຮັດງານທຳ

Start this Meeting **6**

Topic ວິຊາເທັກໂນໂລຊີ

Time May 18, 2022 10:30 AM Beijing, Shanghai

Add to Google Calendar Outlook Calendar (.ics) Yahoo Calendar

Meeting ID 777 0870 0754

Security ✓ Passcode ***** Show × Waiting Room

Invite Link https://us04web.zoom.us/j/77708700754?pwd=oKCI_dKguHlqPkBSxsjdlnX7u4FU1.1 Copy Invitation

Video Host On Participant On

Copy Meeting Invitation

Copied to clipboard

Meeting Invitation

kinnaly thippaphone is inviting you to a scheduled Zoom meeting.

Topic: ວິຊາເທັກໂນໂລຊີ

Time: May 18, 2022 10:30 AM Beijing, Shanghai

Join Zoom Meeting

https://us04web.zoom.us/j/77708700754?pwd=oKCI_dKguHlqPkBSxsjdlnX7u4FU1.1

Meeting ID: 777 0870 0754

Passcode: LKKW78

Copy Meeting Invitation

Cancel

The image shows a browser window with the Zoom website. The browser's address bar displays the URL `us04web.zoom.us/j/77708700754#success`. The Zoom logo is visible in the top left, and 'Support' and 'English' are in the top right. The main content area contains the following text:

Click **Open Zoom Meetings** on the dialog shown by your browser
If you don't see a dialog, click **Launch Meeting** below

By clicking "Launch Meeting", you agree to our [Terms of Service](#) and [Privacy Statement](#)


A blue button labeled "Launch Meeting" is centered on the page. A red square box with the number "7" is drawn around the button, with a red line pointing to it from the right. Below the button, there is a horizontal line and a link: "Don't have Zoom Client installed? [Download Now](#)". A blue chat icon is located in the bottom right corner of the page.

Zoom Meeting

Original Sound: Off

View

Meeting Information



kinnaly thippaphone

Mute Start Video More End






A Zoom meeting window with a dark theme. At the top, the title bar says "Zoom Meeting". Below it, there are controls for "Original Sound: Off" and a "View" button. A "Meeting Information" button is also visible. In the center, there is a video thumbnail of a woman with dark hair, smiling. To the right of this thumbnail, there is a red speech bubble containing the number "8". At the bottom, the name "kinnaly thippaphone" is displayed. Below the name are icons for "Mute", "Start Video", and "More", along with a red "End" button.

8

Original Sound: Off

View

Participants (2)

-  kinnaly thippaphone (Host, me)  
-  SS Sommay SILIVANH  



9

 Unmute

 Stop Video


 Security

 2 Participants

 Chat

 Share Screen

 Record

 Reactions

 Apps

End

Invite

Mute All

...

Original Sound: Off

View

Participants (1)

kinnaly thippaphone (Host, me)



ໂມໂຕໂຟນ

ກ້ອງ

ຜູ້ເຂົ້າຮ່ວມ

ສົ່ງຂໍ້ຄວາມ

ແບ່ງປັນໜ້າຈໍ

ໃຊ້ກະດານ

ຕ້ອງການບັນທຶກ

ຈົບການປະຊຸມ

ເຊີນເຂົ້າຮ່ວມປະຊຸມ

ປິດສຽງໂມທັງໝົດ

kinnaly thippaphone

Mute

Start Video

Security

Participants 1

Chat

Share Screen

Reactions

Apps

Whiteboards

More

End

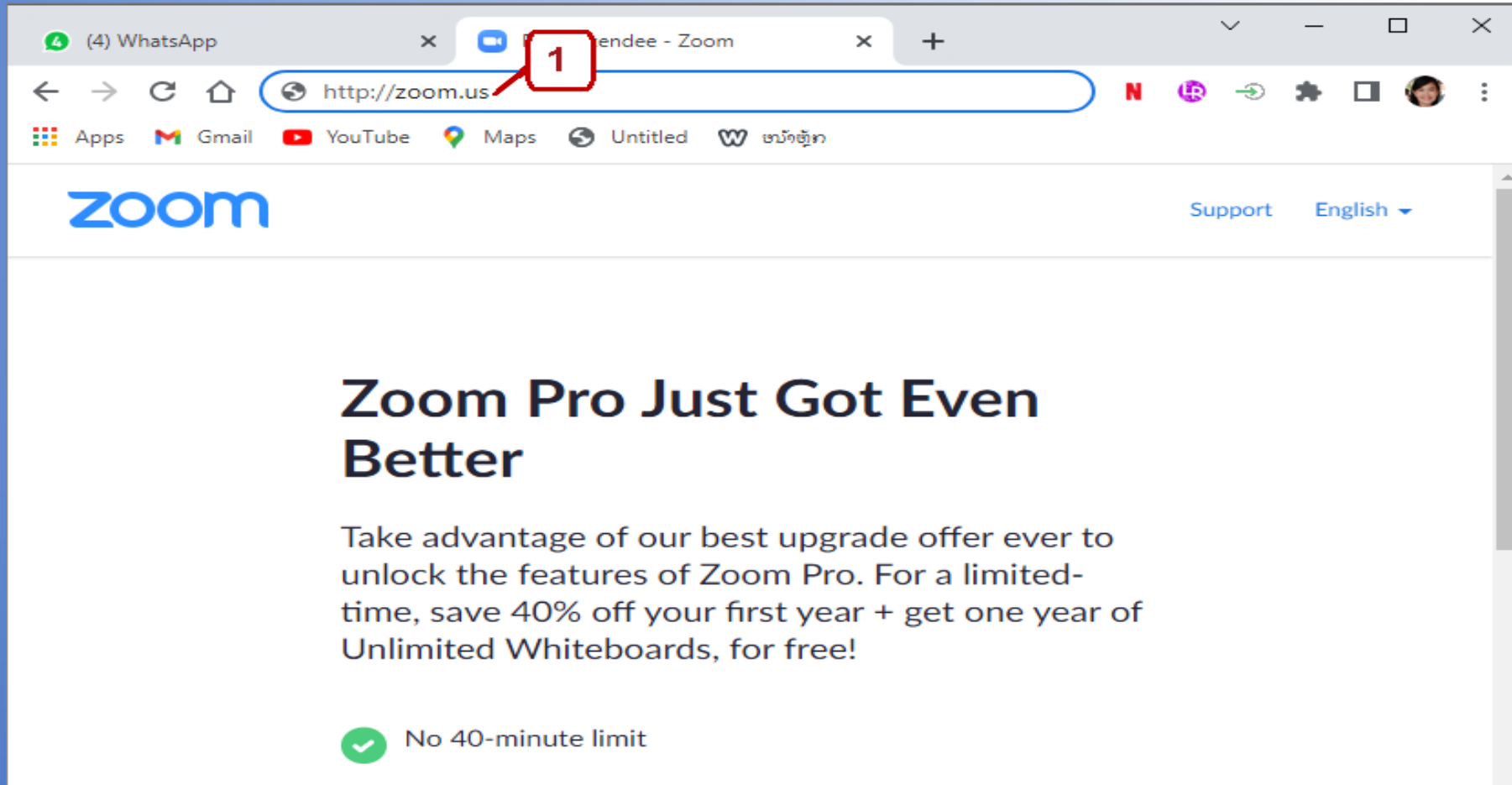
Invite

Mute All

...

Record on this Computer

- ☐ ຜູ້ສອນຈັດຫ້ອງຮຽນ ຫຼື ຫ້ອງປະຊຸມໂດຍບໍ່ກຳນົດເວລາ



(4) WhatsApp x Video Conferencing, Cloud Phone x +

zoom.us

REQUEST A 1.888.799.9666 SUPPORT

zoom SOLUTIONS ▾ RESOURCES ▾ JOIN HOST ▾ WHITEBOARD MY ACCOUNT

- With Video On
- With Video Off
- Screen Share Only

Introducing the All-New Zoom Whiteboard

Zoom Whiteboard provides a collaboration space where individuals, hybrid teams, and remote teams can come together, brainstorm, and learn.

Discover Zoom Whiteboard

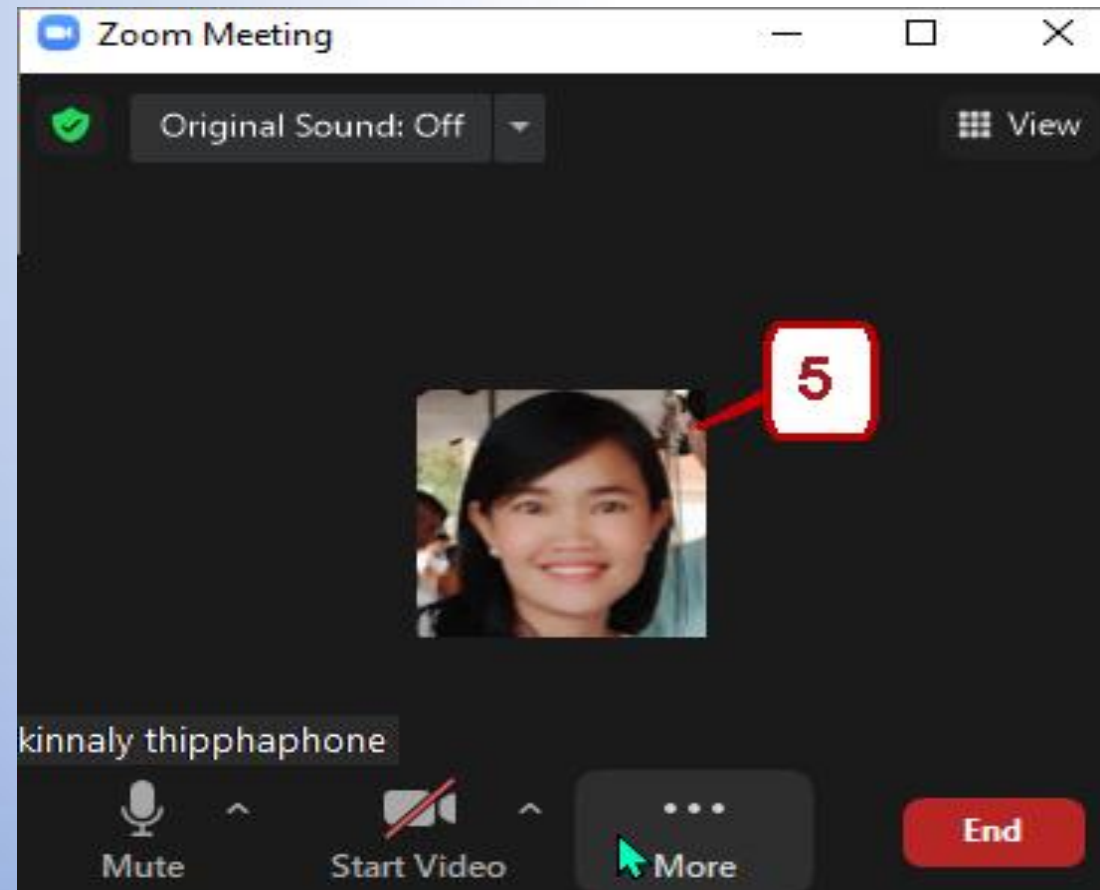
Click **Open Zoom Meetings** on the dialog shown by your browser

If you don't see a dialog, click **Launch Meeting** below

By clicking "Launch Meeting", you agree to our [Terms of Service](#) and [Privacy Statement](#)

Launch Meeting

4



kinnaly thippaphone

Mute Start Video Security **Participants** 1 Chat Share Screen Reactions Apps Whiteboards More **End** **Invite** Mute All ...

6

7

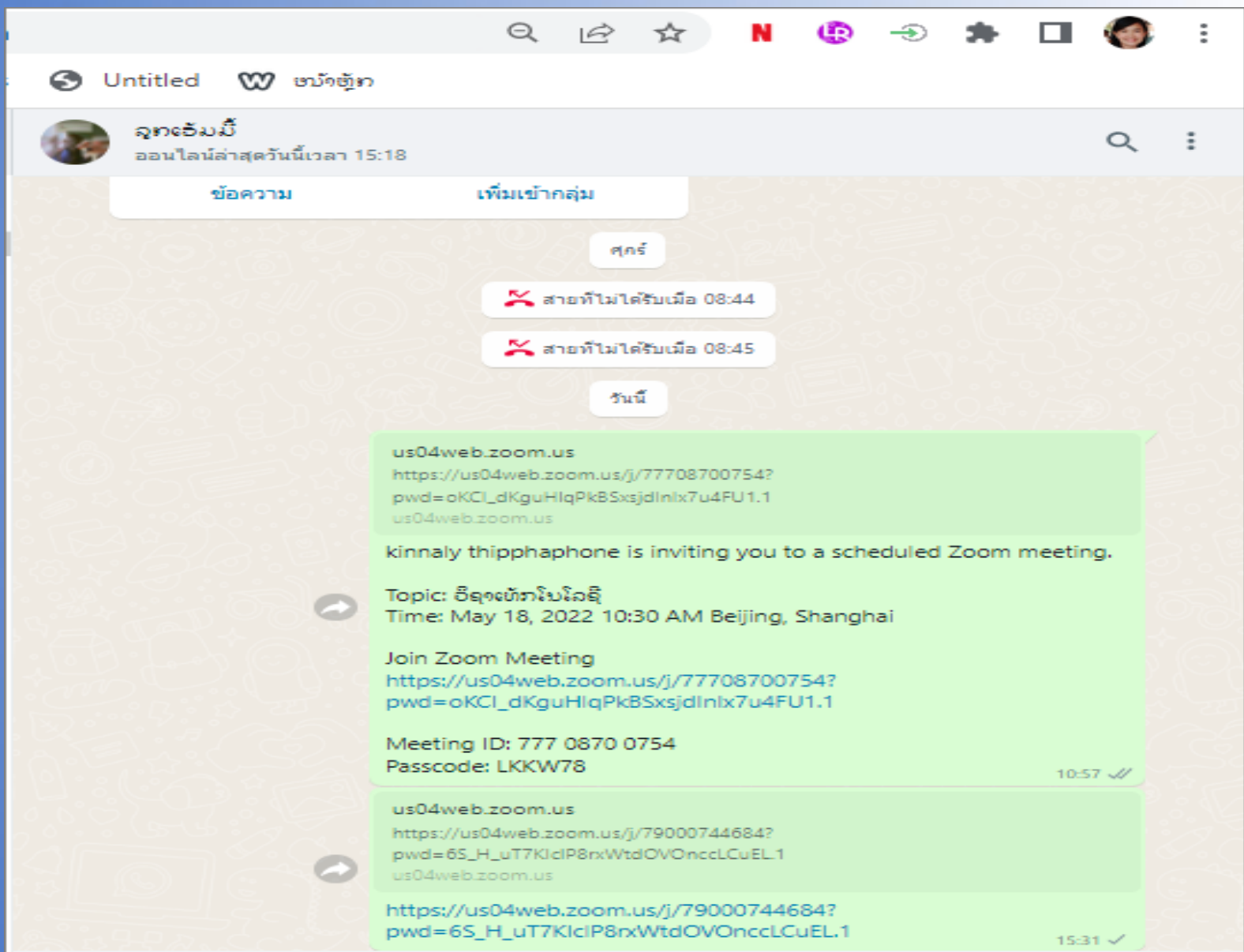
Invite people to join meeting 790 0074 4684

Choose your email service to send invitation

Default Email Gmail Yahoo Mail

8

Copy Invite Link Copy Invitation Meeting Passcode: 0hg8Nc



Zoom Meeting 40-Minutes

Original Sound: Off

View

Participants (2)

- kinnaly thippaphone (Host, me)
- Sommay SILIVANH

Sommay SILIVANH

kinnaly thippaphone

9

Unmute Stop Video Security Participants 2 Chat Share Screen Record Reactions Apps End Invite Mute All

Select a Microphone

- ✓ Microphone (2- High Definition Audio Device)
Same as System(Microphone (2- High Definition Audio Device))

Select a Speaker

- ✓ Speakers (2- High Definition Audio Device)
Speakers (EPSON Projector UD Audio Device)
Same as System(Speakers (2- High Definition Audio Device))

Test Speaker & Microphone...

Leave Computer Audio

Audio Settings...

ສາມາດກຳນົດຄ່າໃຫ້ກັບໄມໂຄໂຟນໄດ

kinnaly t



Unmute



Start Video



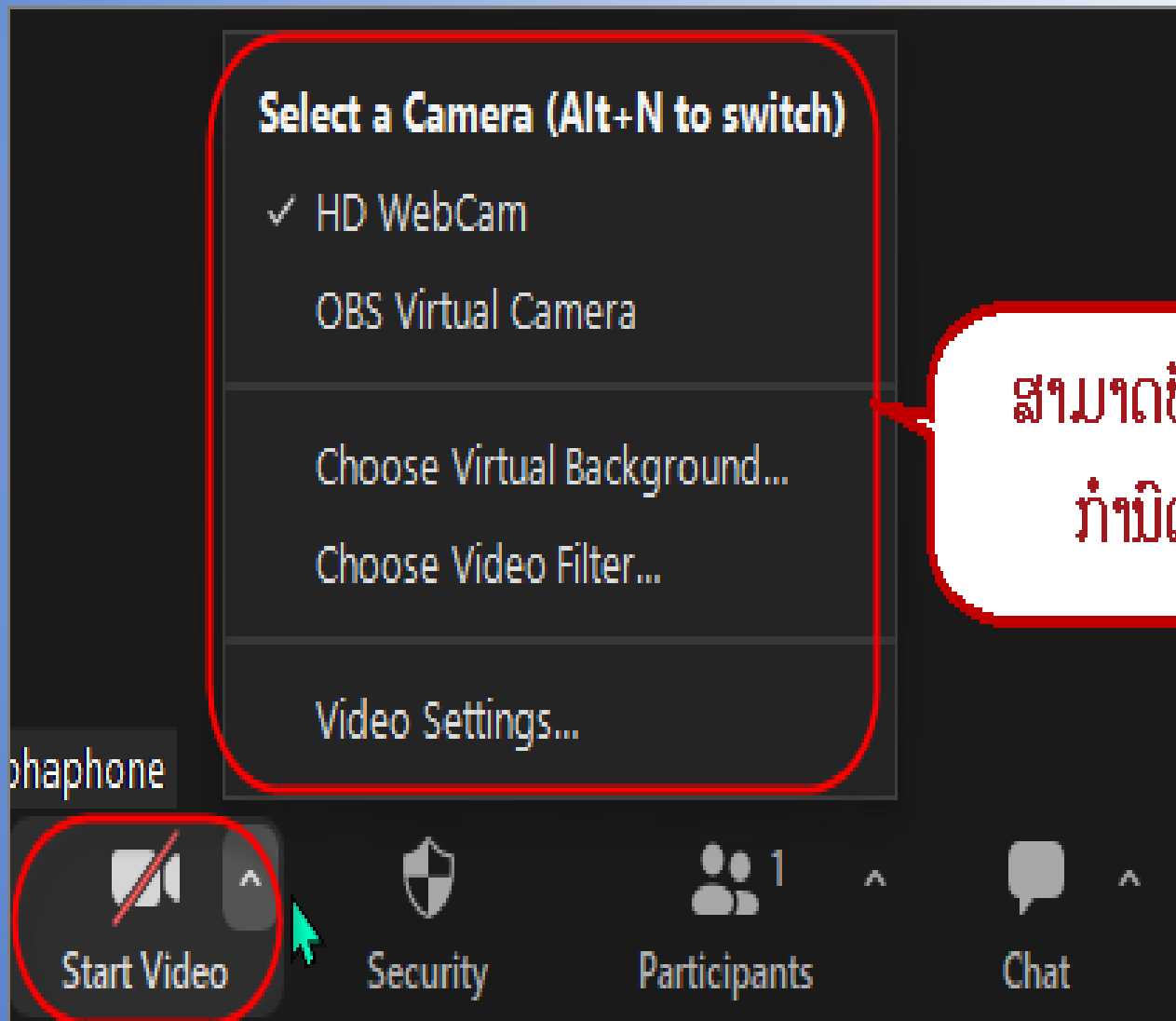
Security



Participants

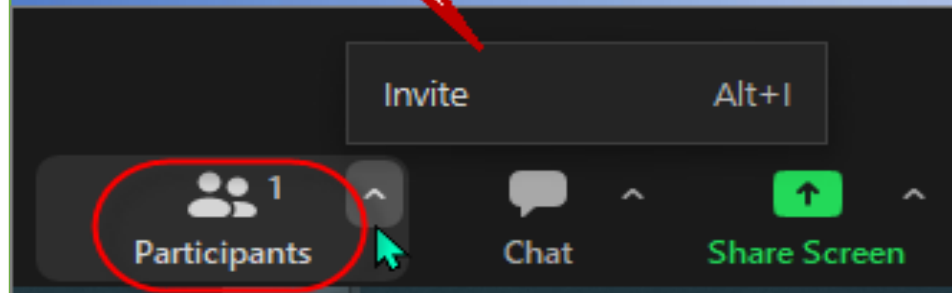


Chat

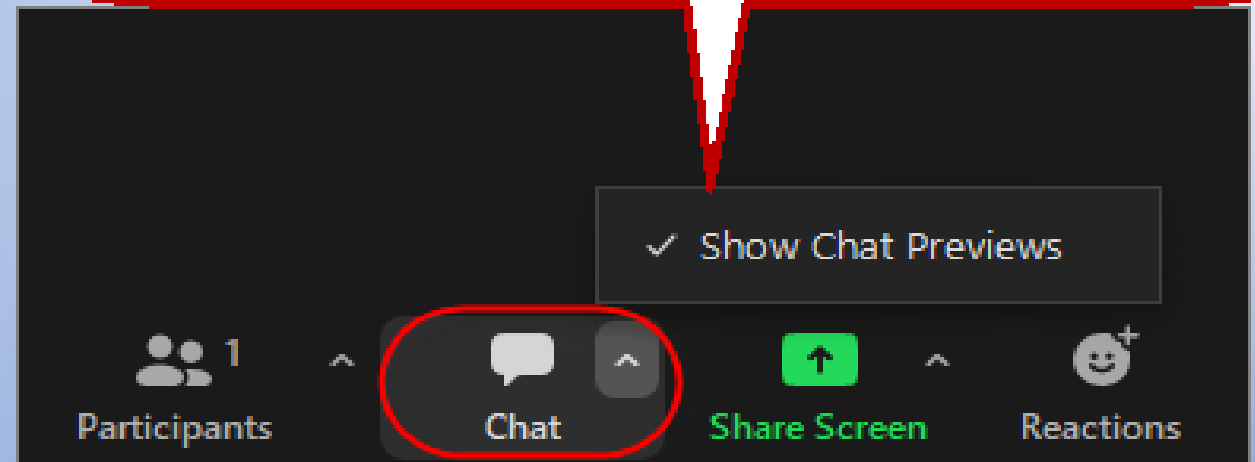


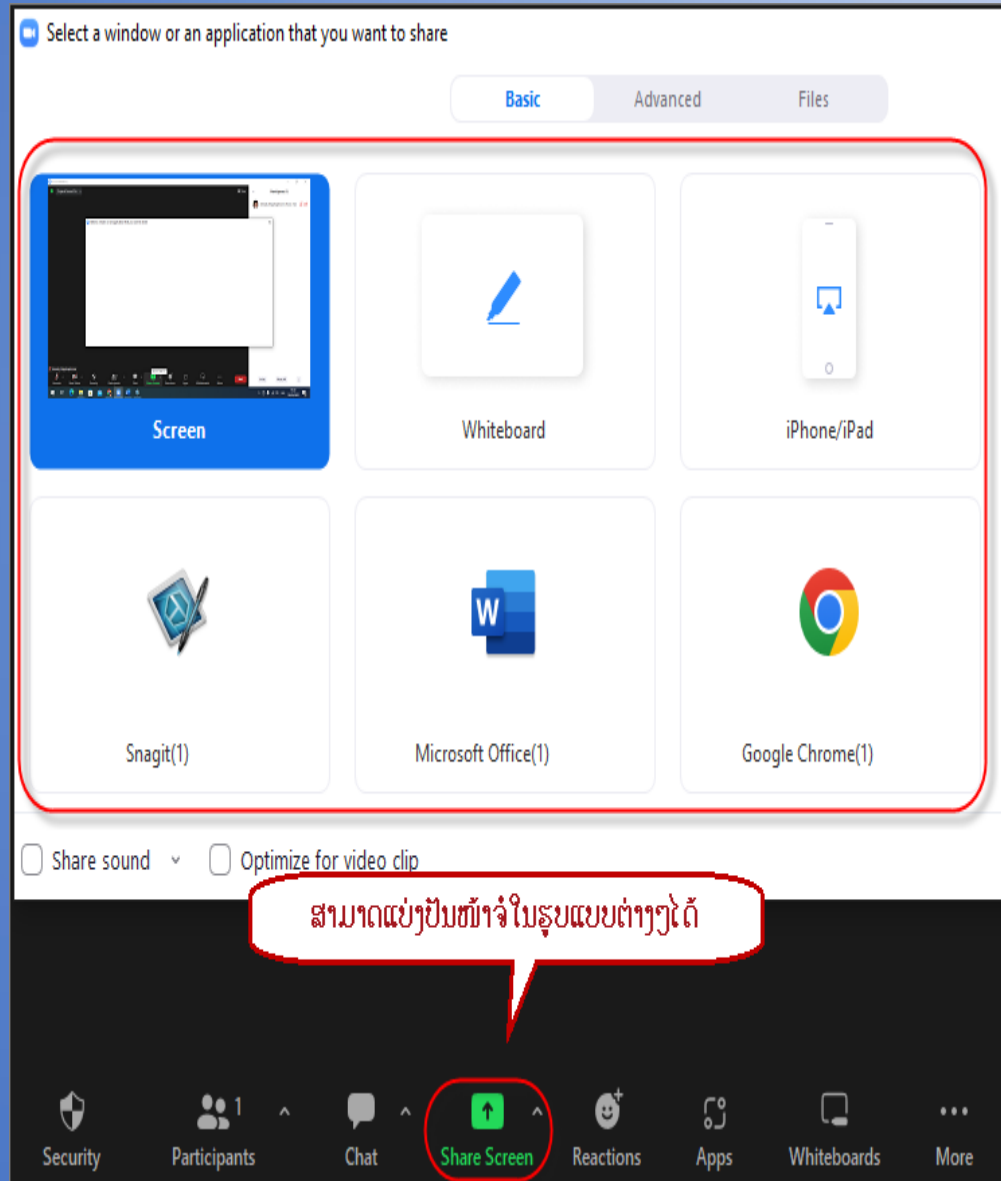
ສາມາດປັບພື້ນຫຼັງ ແລະ
ກຳນົດຮູບໝາຍໄດ້

ສາມາດເບິ່ງຜູ້ເຂົ້າຮ່ວມ ແລະ
ເຊີນເຂົ້າຮ່ວມໃນຫ້ອງຮຽນໄດ້

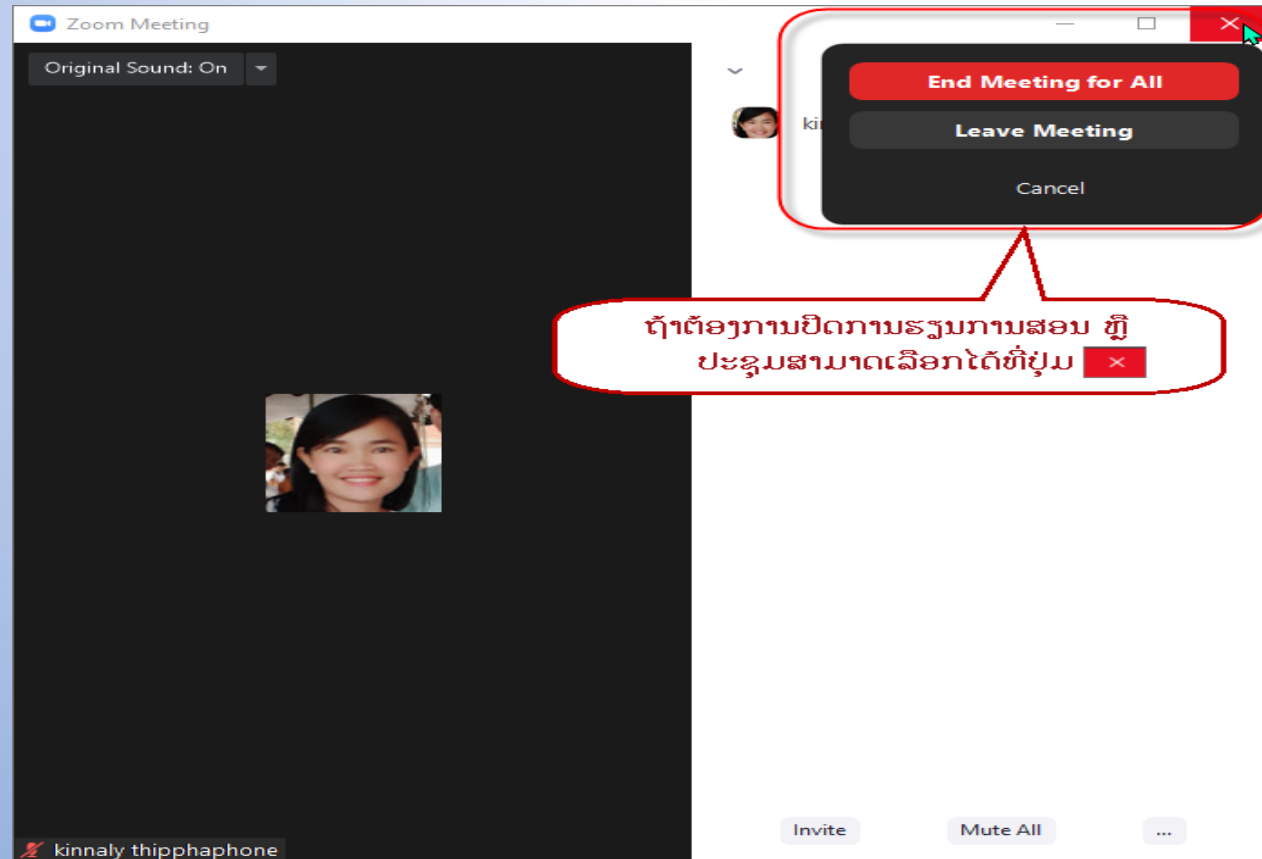


ສະແດງການສົນທະນາໃນຂະນະທີ່ຮຽນຫຼືປະຊຸມ





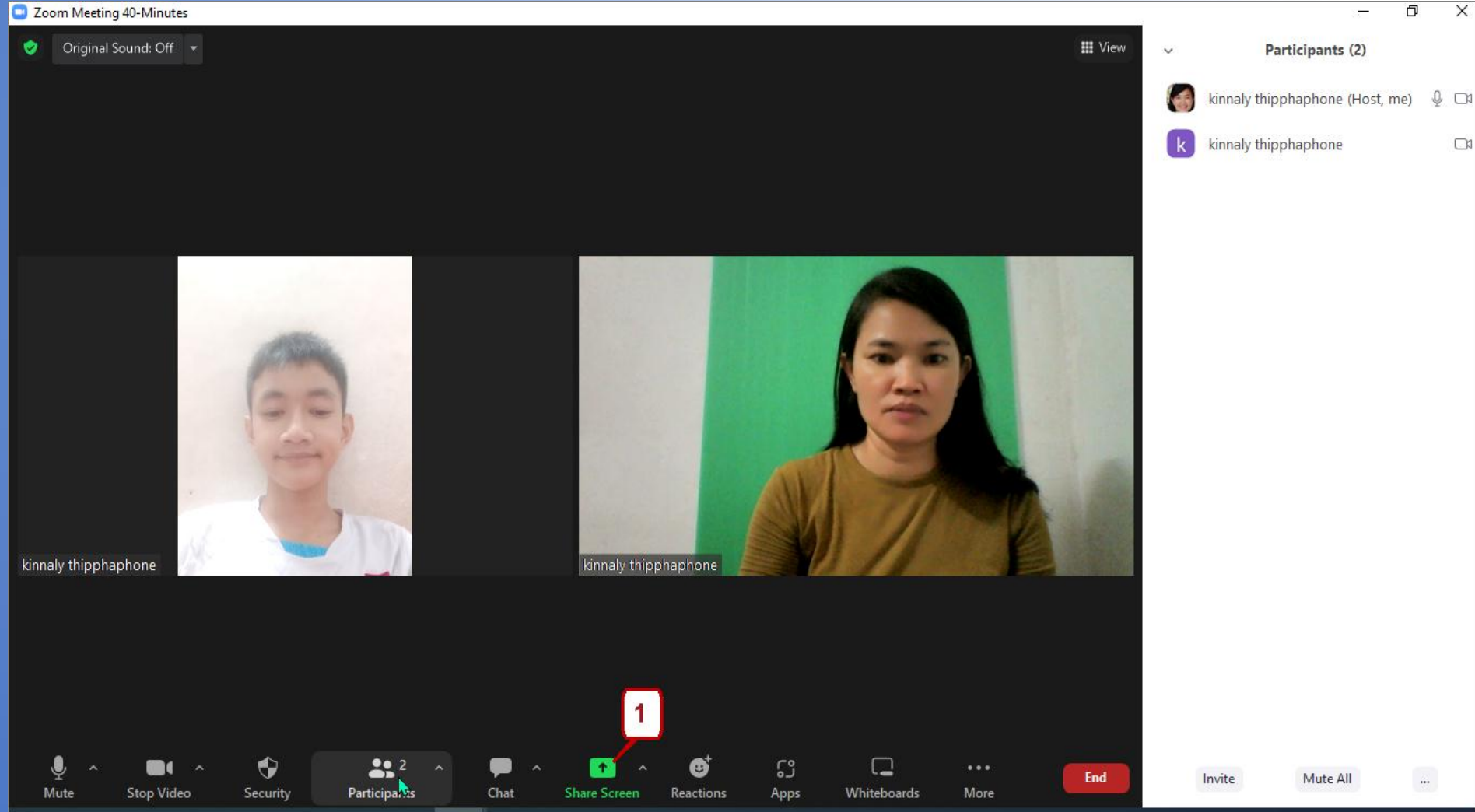
ສາມາດແບ່ງປັນໜ້າຈໍໃນຮູບແບບຕ່າງໆໄດ້



ຖ້າຕ້ອງການປິດການຮຽນການສອນ ຫຼື ປະຊຸມສາມາດເລືອກໄດ້ທີ່ປຸ່ມ

3

ວິທີການແບ່ງປັນໜ້າຈໍໃຫ້ກັບຜູ້ຮຽນ



Select a window or an application that you want to share

Basic Advanced Files

Screen

Whiteboard

iPhone/iPad

Google Chrome(1)

Microsoft Office(1)

Microsoft Office(1)

Snagit(1)

2

Week12.pptx - PowerPoint

3

Share

Share sound Optimize for video clip

Information communication Technology

Lesson 12

Introduction teaching-learning through Google Classroom

ການຈັດການຮຽນ-ການສອນຜ່ານ Google Classroom





4

Original Sound: Off

View

Participants (2)

-  kinnaly thippaphone (Host, me)
-  kinnaly thippaphone



Mute



Stop Video



Security



Participants



Chat



Share Screen



Reactions



Apps



Whiteboards



More


End

Invite

Mute All

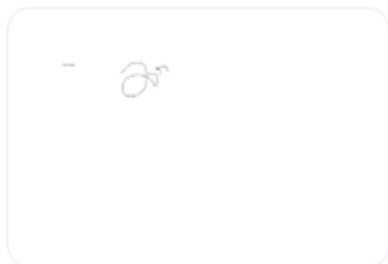


🔍 Search



New Whiteboard

6



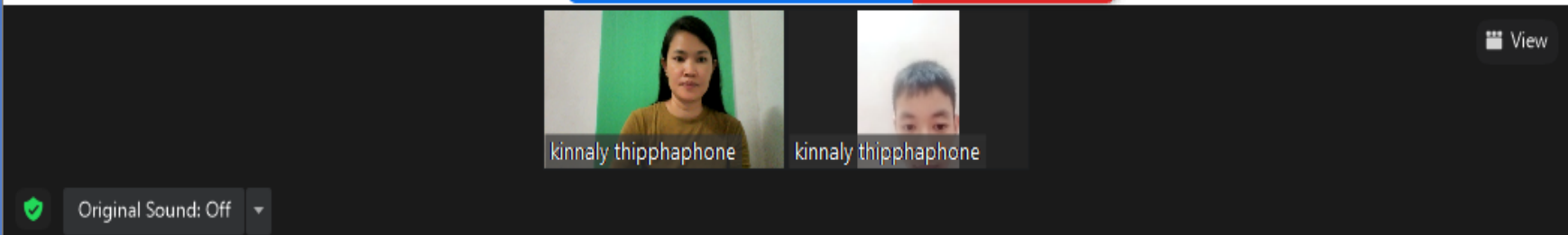
Untitled

7

Allow attendees to access after the meeting ?

All Participants can edit ▾

Open and Collaborate








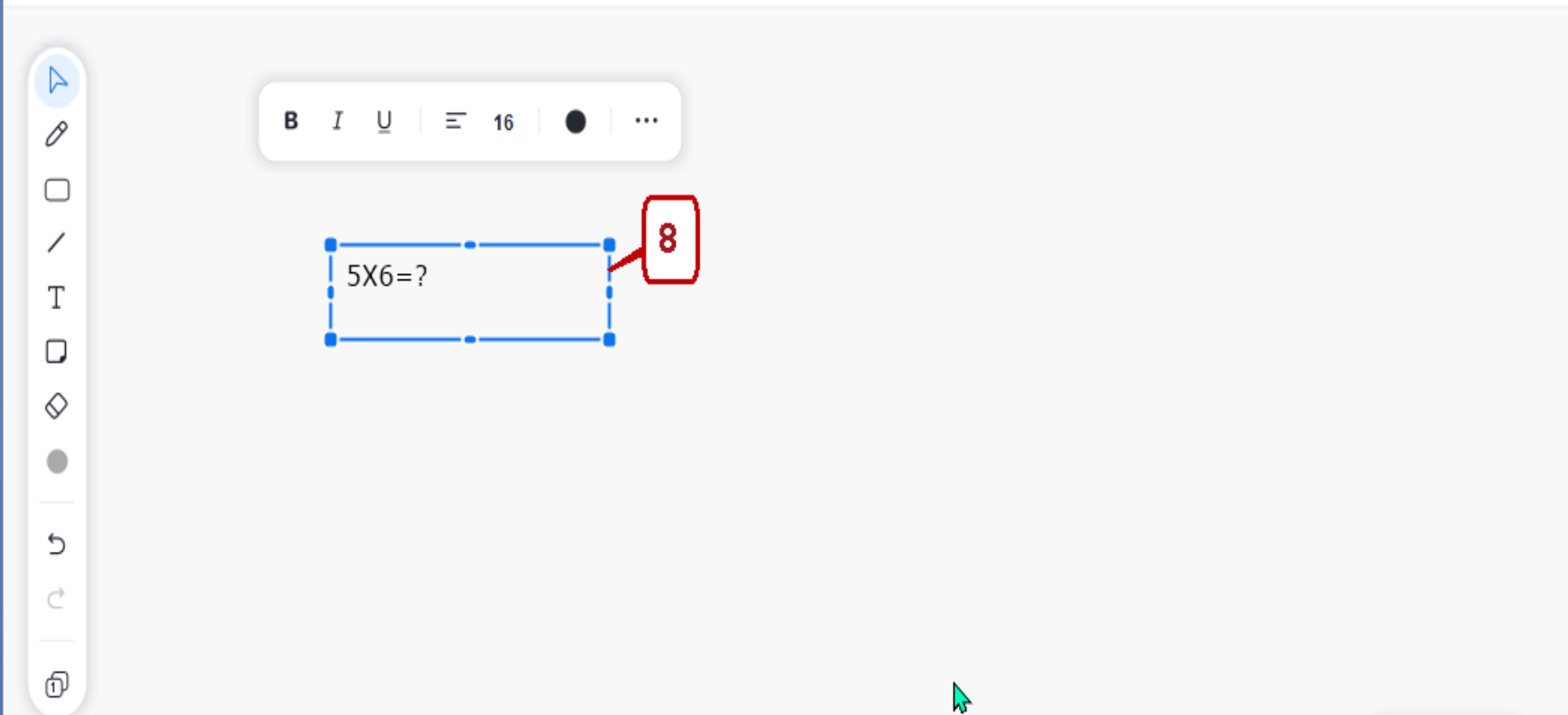
Zoom video gallery showing two participants: kinnaly thippaphone and kinnaly thippaphone. A 'View' button is visible in the top right corner of the gallery.

Original Sound: Off

Untitled   Share ...

Participants (2)

-  kinnaly thippaphone (Host, me)  
-  kinnaly thippaphone 



Whiteboard interface showing a toolbar on the left with various drawing tools. The main area contains a text box with the equation $5 \times 6 = ?$. A red callout box with the number 8 is attached to the right side of the text box. A formatting toolbar above the text box includes options for Bold (B), Italic (I), Underline (U), text color (16), and background color (black dot).

Original Sound: Off

View

kinnaly thippaphone kinnaly thippaphone

10

Untitled

Share

5X6=?

30

9

NEW

50%

Mute Stop Video Security Participants Chat Share Screen Record Reactions Apps Whiteboards End

Zoom Meeting 40-Minutes

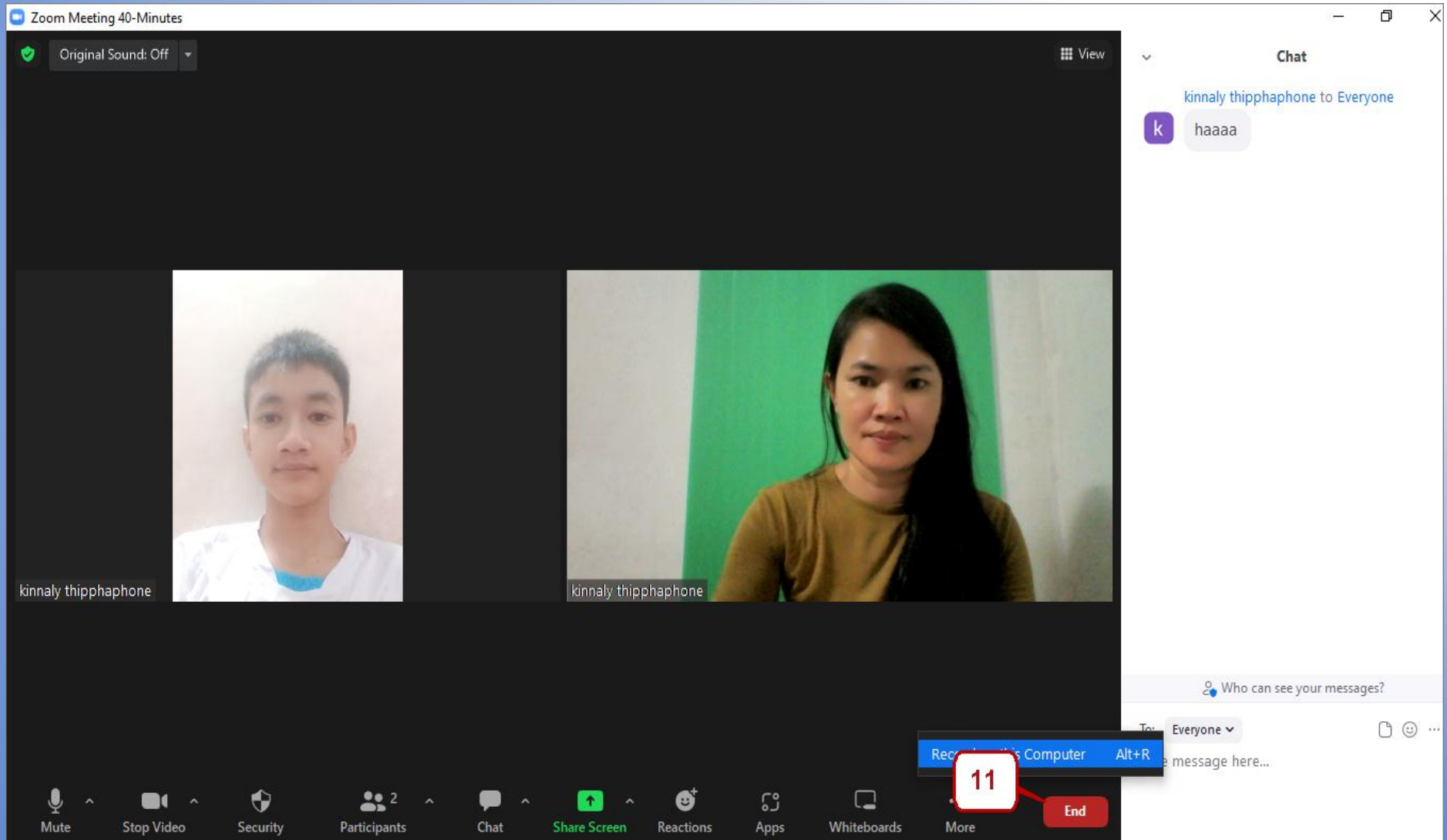
Original Sound: Off

View

Chat

kinnaly thippaphone to Everyone

k haaaa



kinnaly thippaphone

kinnaly thippaphone

Who can see your messages?

Everyone

Rec... Computer Alt+R

11

End

Mute Stop Video Security Participants Chat Share Screen Reactions Apps Whiteboards More

ເອກະສານອ້າງອີງ

<https://support.zoom.us/hc/en-us/articles/204772869-Zoom-Rooms-User-Guide>

<https://www.curry.edu/assets/Zoom-for-Students.pdf>

<https://muit.mahidol.ac.th/vcf/zoom-th.pdf>

<https://www.galya.go.th/upload/file/zoom-meeting.pdf>