


VEHICLES CONSTRUCTION

AVTOMOBILLAR KONSTRUKSIYASI



10th Topic: Gearbox. Transfer gearbox.

(10-Mavzu: Uzatmalar qutisi. Taqsimlash qutisi.)

Part 1

Associate Professor: Yusupov Sarvarbek

10-Mavzu: Uzatmalar qutisi. Taqsimlash qutisi.

(10th Topic: Gearbox. Transfer gearbox.)

O'quv rejasi:

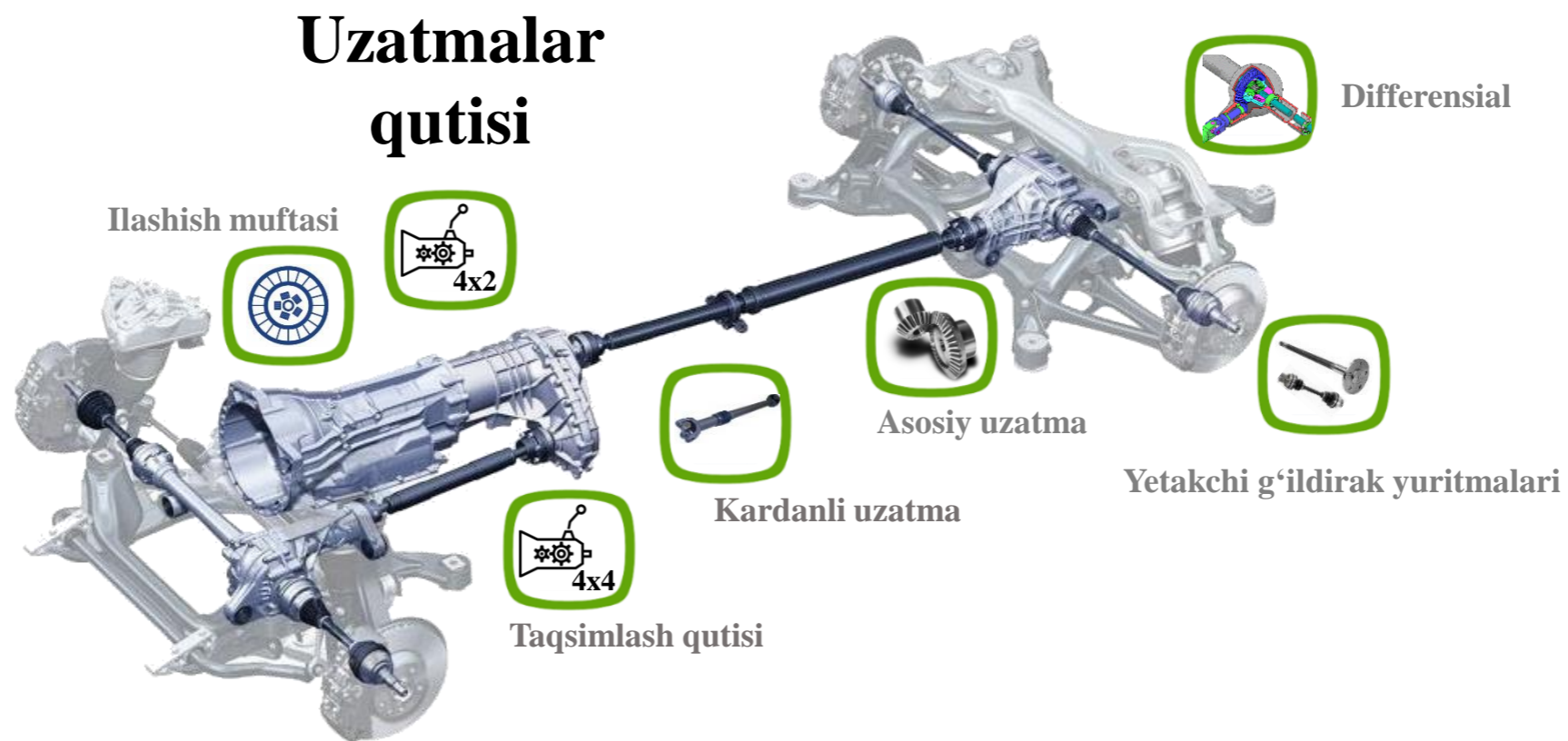
10.1. Uzatmalar qutisining vazifasi va turlari.

10.2. Pog'onali uzatmalar qutisining konstruksiyasi va uning ishlashi.

10.3. Pog'onasiz uzatmalar qutisining konstruksiyasi va uning ishlashi.

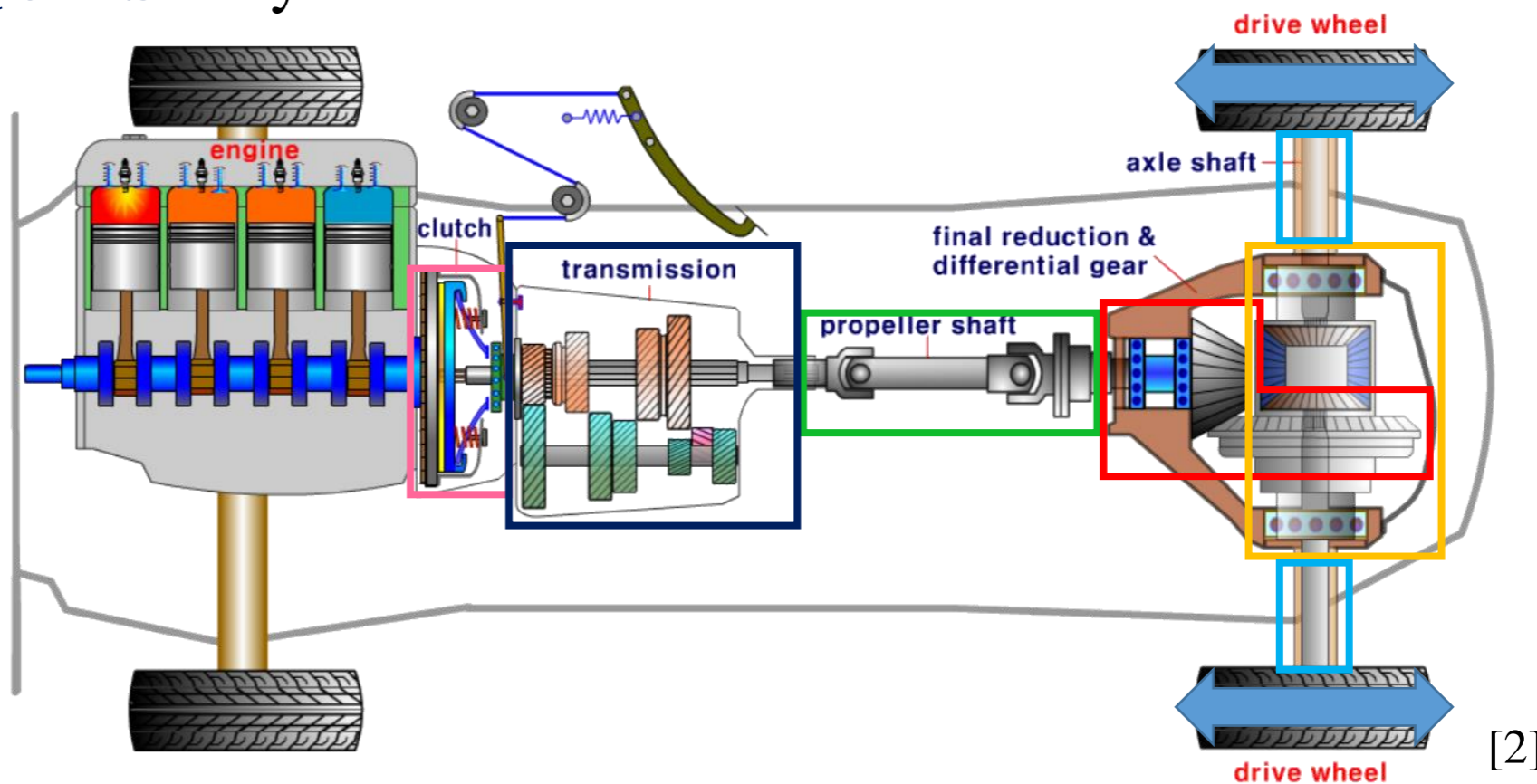
10.4. Taqsimlash qutisining vazifasi, konstrusiyalari va ularning ishlashi.

TRANSMISSIYA



10.1. Uzatmalar qutisining vazifasi va turlari.

Avtomobilni harakatlanishida dvigatel tirsakli vali va yetakchi g'ildiraklarning burchak tezliklari o'rtasidagi nisbatni o'zgartiruvchi transmissiya mexanizmi **UZATMALAR QUTISI** deyiladi.

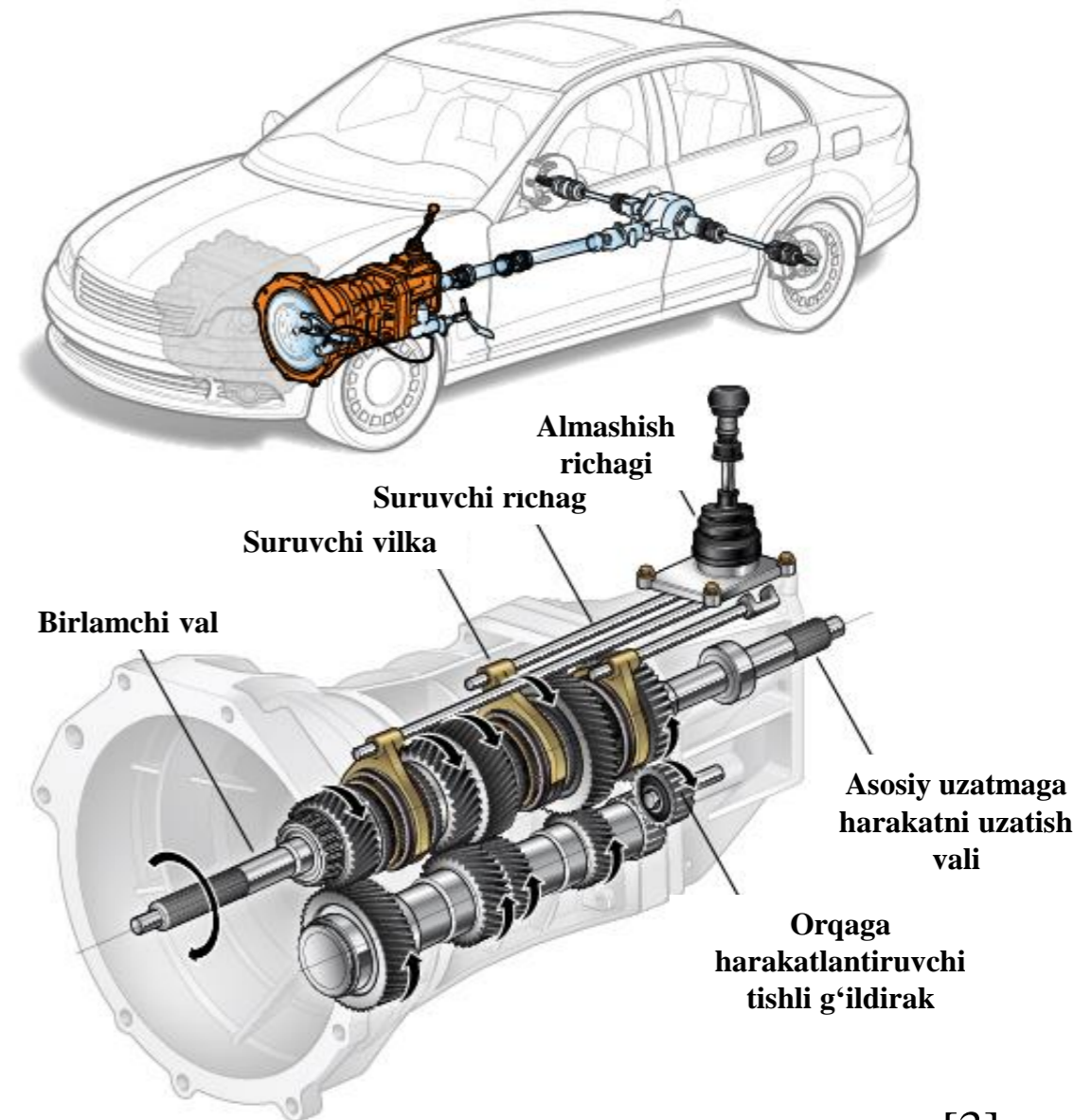


[2]



Vazifasi:

- ✓ Uzatmalar qutisi yetakchi g'ildiraklardagi burovchi momentni o'zgartirish;
- ✓ Dvigatelni transmissiyadan uzoq muddatga ajratish;
- ✓ Avtomobilni orqaga yurishini ta'minlash;
- ✓ Qo'shimcha jihozlarga quvvat uzatish.



[3]



Yetakchi g'ildiraklardagi **burovchi momentni o'zgartirish** yo'l sharoitiga tegishli ravishda maqbul **tezlikni** va avtomobil **o'tag'onligini** ta'minlash hamda **dvigatelni eng tejamkorlikda** ishlashi uchun zarur.



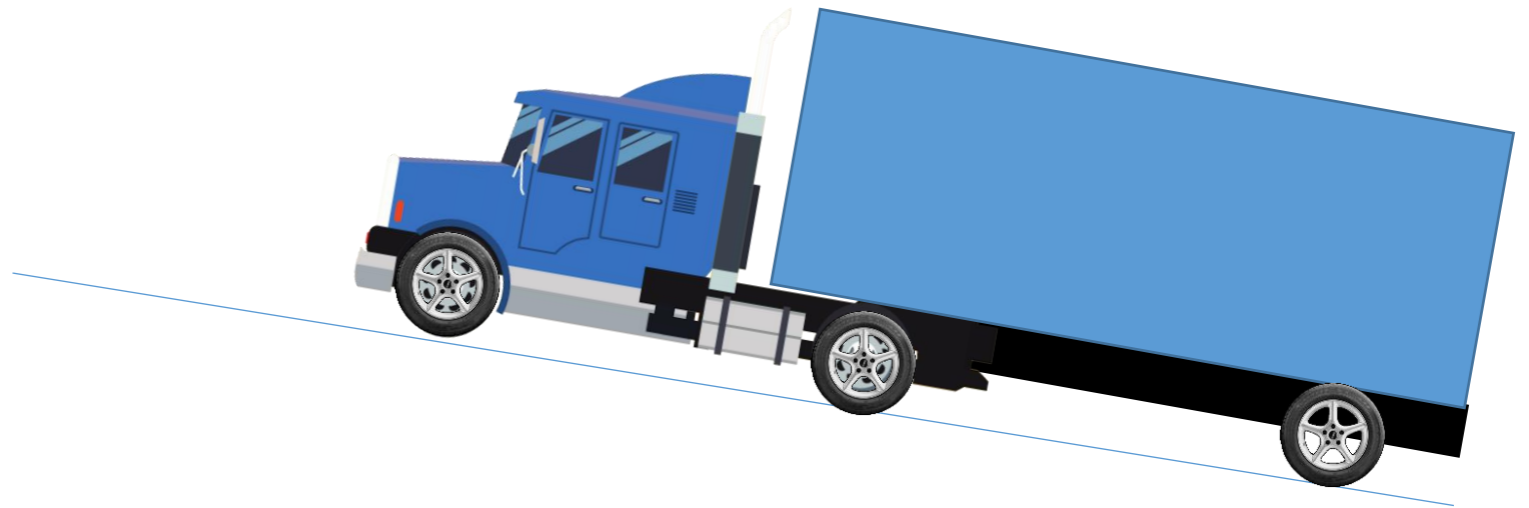
[4]

Avtomobil **joyidan qo‘zg‘alishida** tez tezlanish olish uchun va **harakatiga sezilarli qarshilik kuchlarini yengish uchun**, dvigatelning maksimal momentiga to‘g‘ri keladigan qiymatga qaraganda **tortish kuchi bir necha bor katta bo‘lishi kerak.**

Tortish kuchini bunday ko‘paytirish **uzatishlar sonini o‘zgartirish bilan ta‘minlanadi.**



[5]



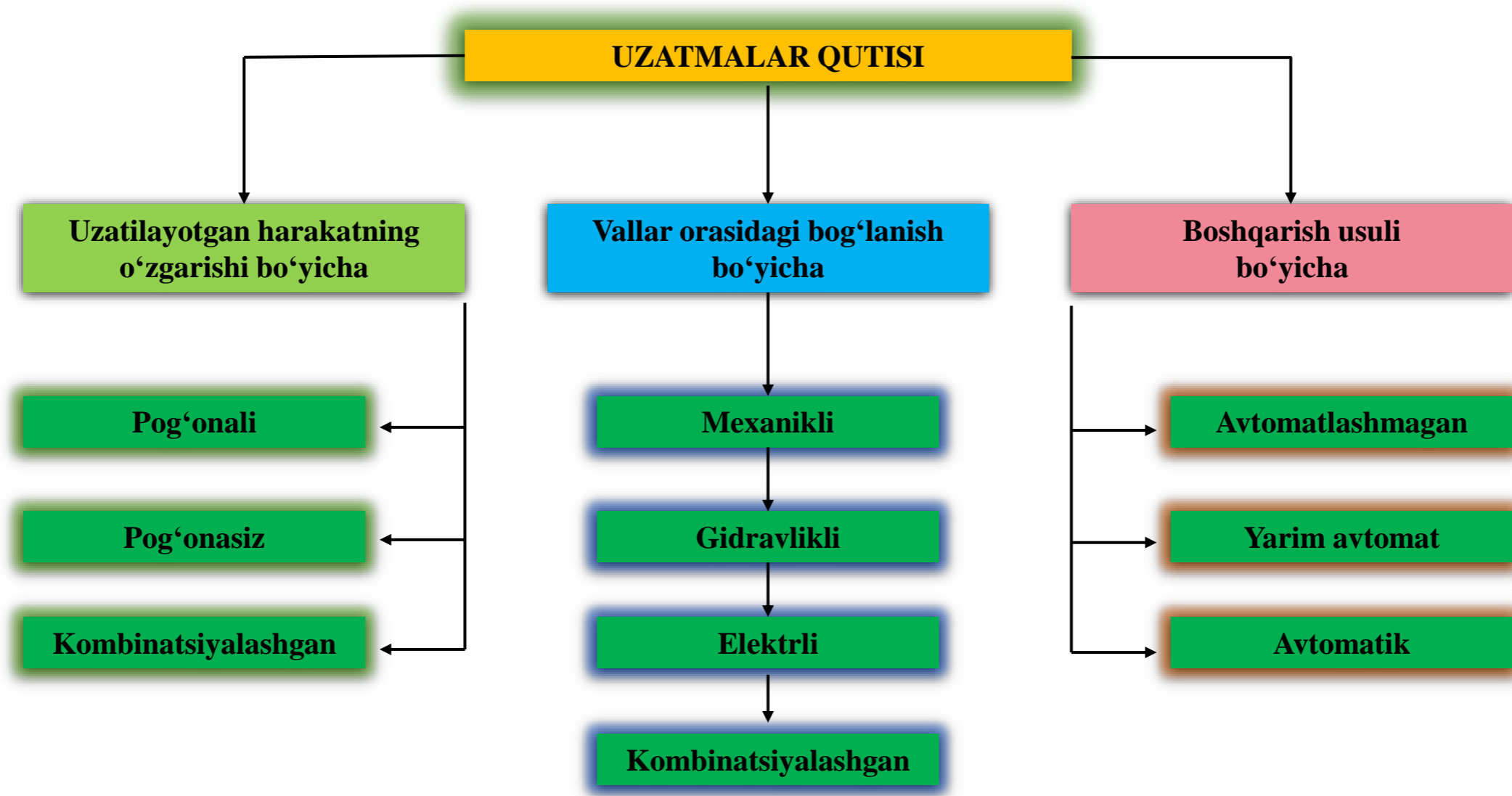
[6]

Uzatmalar qutisining **uzatishlar soni** uning **yetakchi** va **yetaklanuvchi vallarini aylanish chastotalariga nisbati bilan aniqlanadi.**

Uzatishlar sonini o'zgartirishning zarurligi yo'l sharoitiga va
avtomobil harakatiga qarshilik kuchlari yengishga bog'liq.

Porshenli dvigatelning **burovchi momenti esa**, eng yuqori yonilg'i uzatilganda, bor-yo'g'i **10-30% ga o'zgarishi mumkin.**

Uzatmalar qutisining turlari.



10.2. Pog'onali uzatmalar qutisining konstruksiyasi va uning ishlashi.

Zamonaviy avtomobillarda **pog'onali** va **pog'onasiz** uzatmalar qutisi qo'llanadi.

Pog'onali uzatmalar qutisi asosan tishli g'ildirak mexanizmdan tashkil topgan.

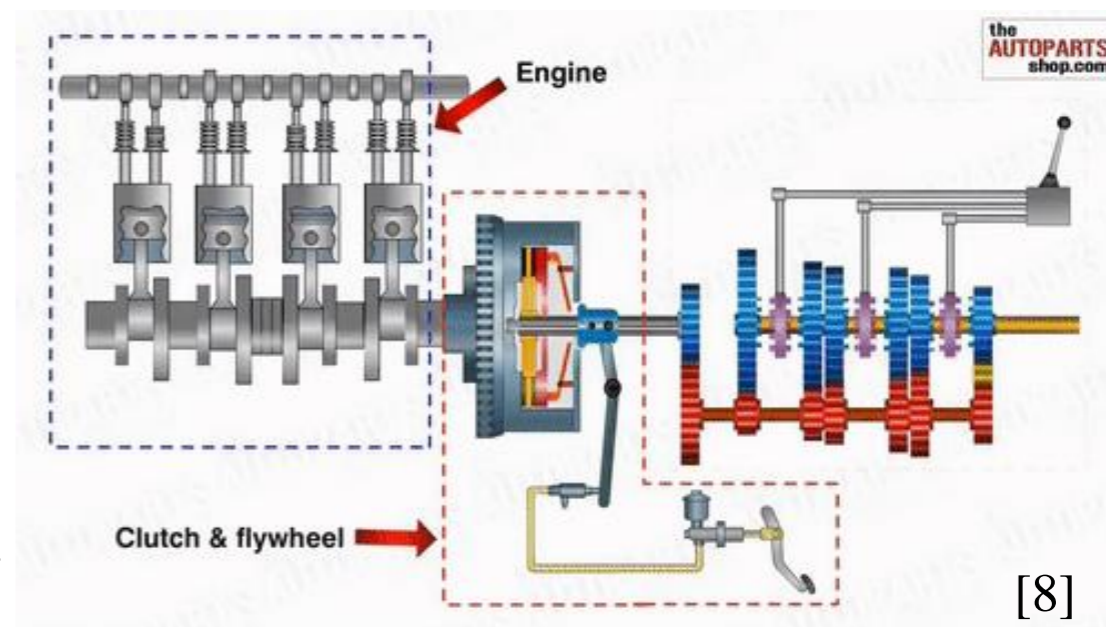
Avtomobilning har xil yo'l sharoitiga moslashib tezlik va tezlanishni ta'minlaydi.

Shu bilan birga, **uzatish sonini** har xil qiymatga ega bo'lgan bir nechta juft tishli shesternyalar orqali amalga oshiriladi.

Pog'onali

Yengil avtomobillarda – 3; 4 yoki 5.

Yuk avtomobilida esa – 4; 5; 8 va undan ko'p.



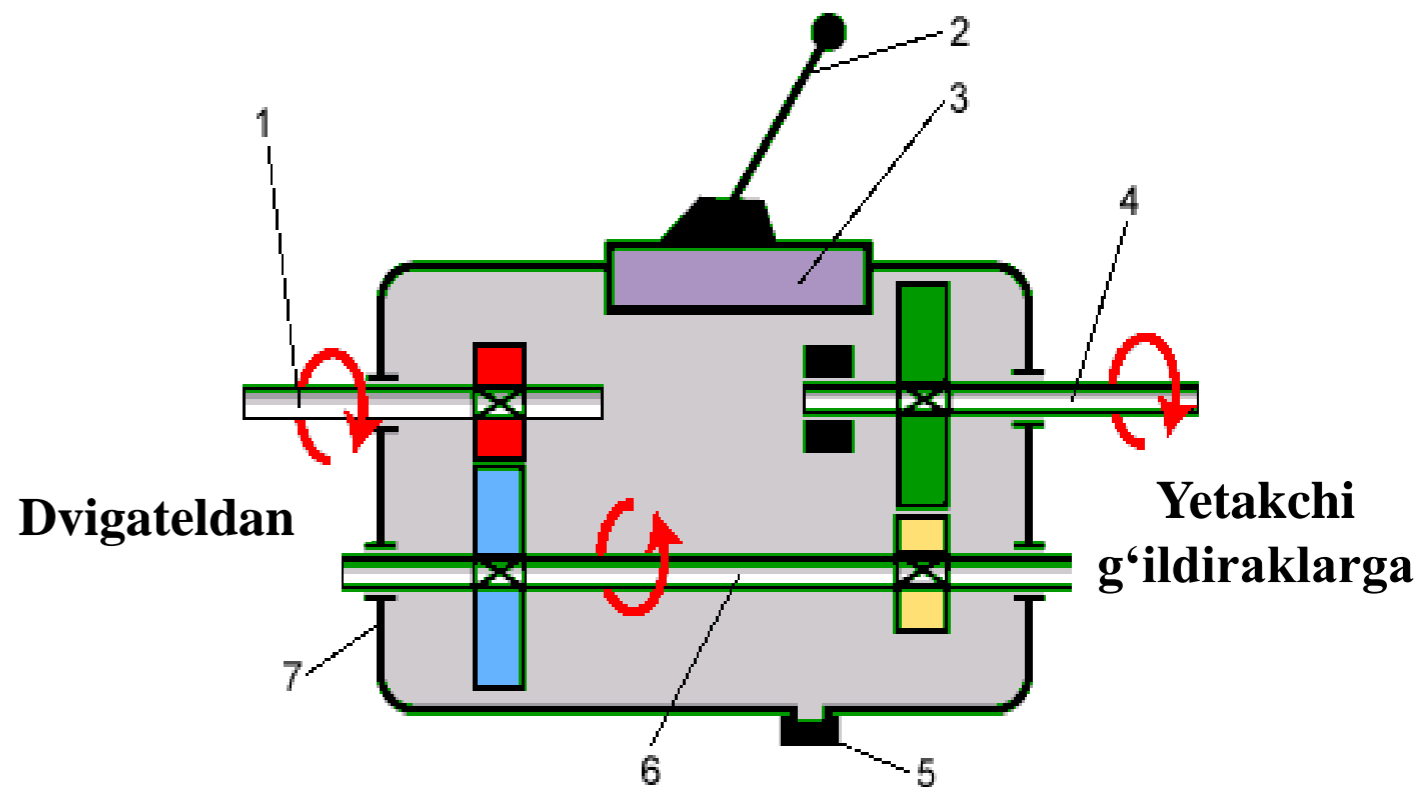
[8]

Pog'onali uzatmalar qutisining soda konstruksiyasi.

Avtomobil uzatmalar qutisining tishli mexanizmlari odatda silindrik tishli g'ildiraklardan iborat.

Ular qo'zg'almas geometrik o'qli yoki planetar qilib tayyorlanadi.

Ikkita ilashib turgan tishli g'ildiraklarning kichigi **shesternya**, kattasi **g'ildirak** deb ataladi.

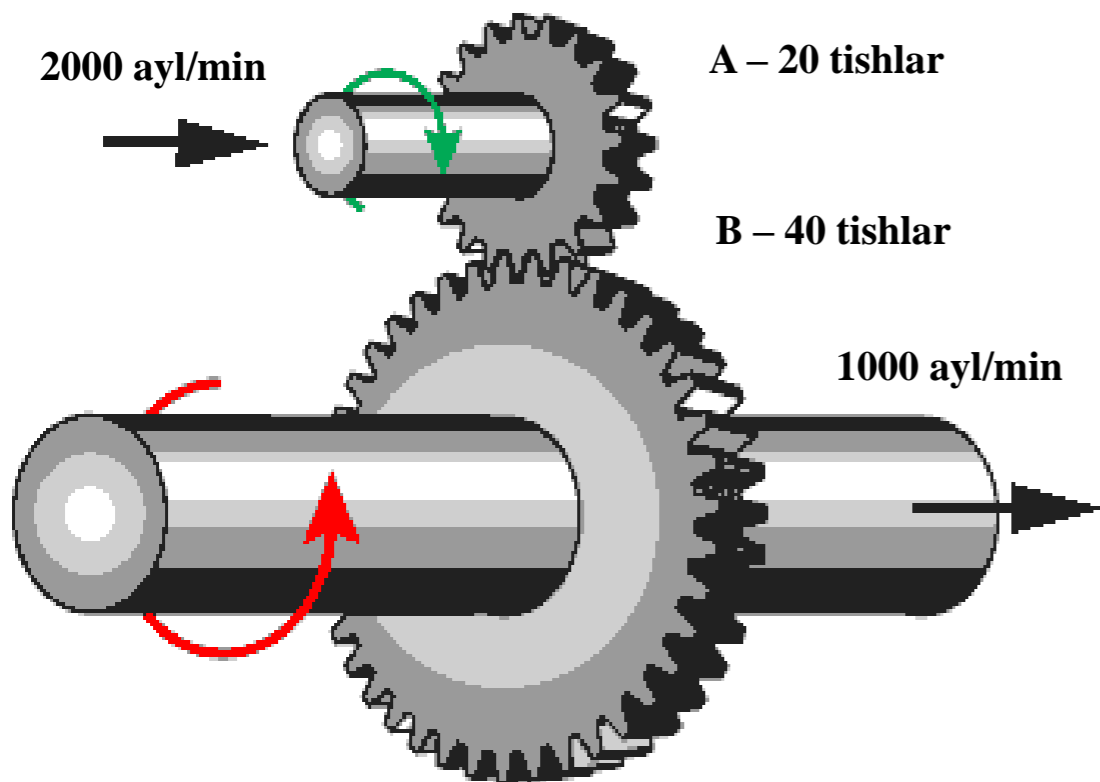


1-uzatmalar qutisining birlamchi yetaklovchi vali;
 2-richak; 3-yuritma mexanizmi; 4-yetaklanuvchi val;
 5-karterdagi moyni to'kish uchun rezbali tiqin;
 6-oraliq val.

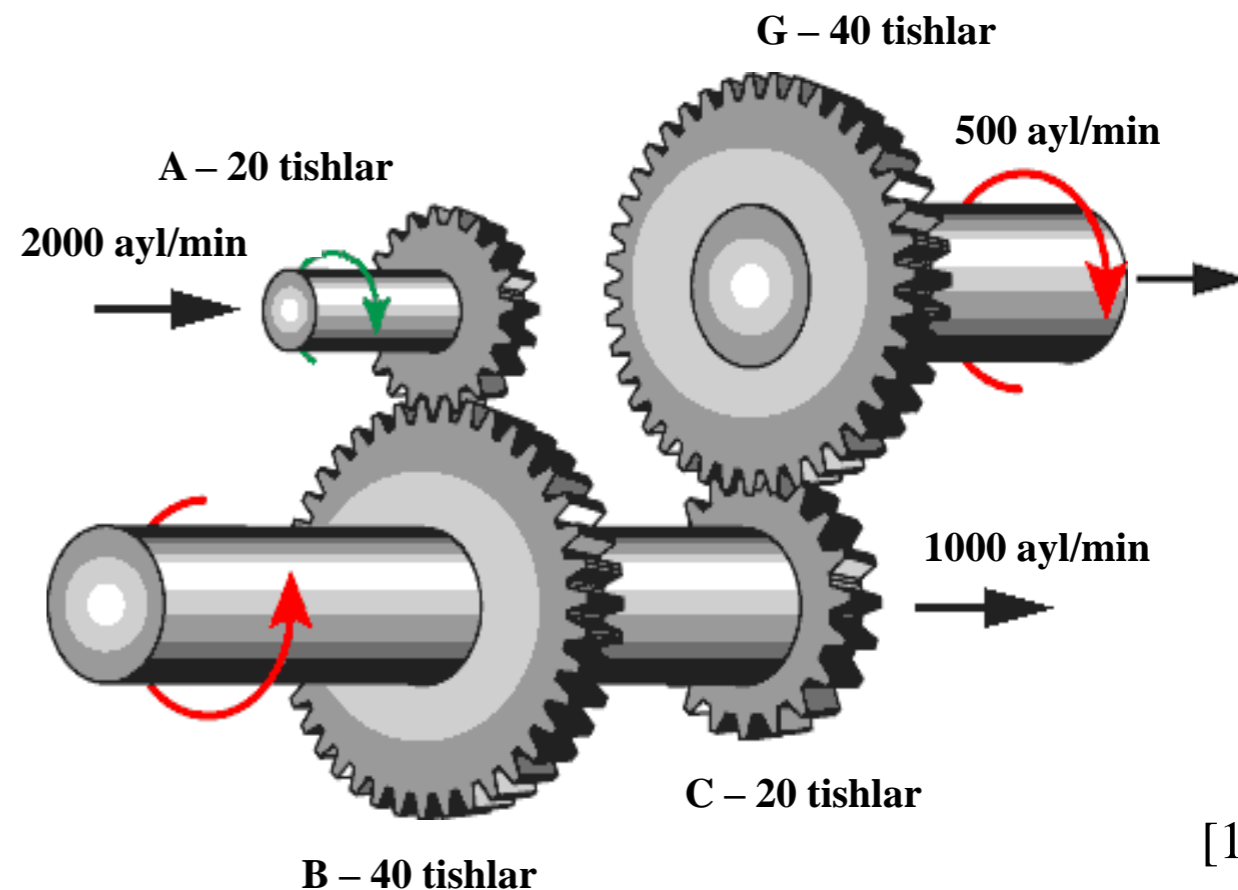
[9]

Pog'onali mexanik uzatmalar qutisining tishli g'ildirak va

shesternyalari.



A-tishli shesternya (yetaklovchi);
B-tishli g'ildirak (yetaklanuvchi).



C-yetaklovchi shesternya;
D-yetaklanuvchi tishli g'ildirak.


[10]

Pog'onali mexanik uzatmalar qutisining uzatishlar soni tushunchasi.

$$U_1 = \frac{z_2}{z_1} = \frac{40}{20} = 2$$

$$U = \frac{z_2}{z_1} * \frac{z_4}{z_3}$$

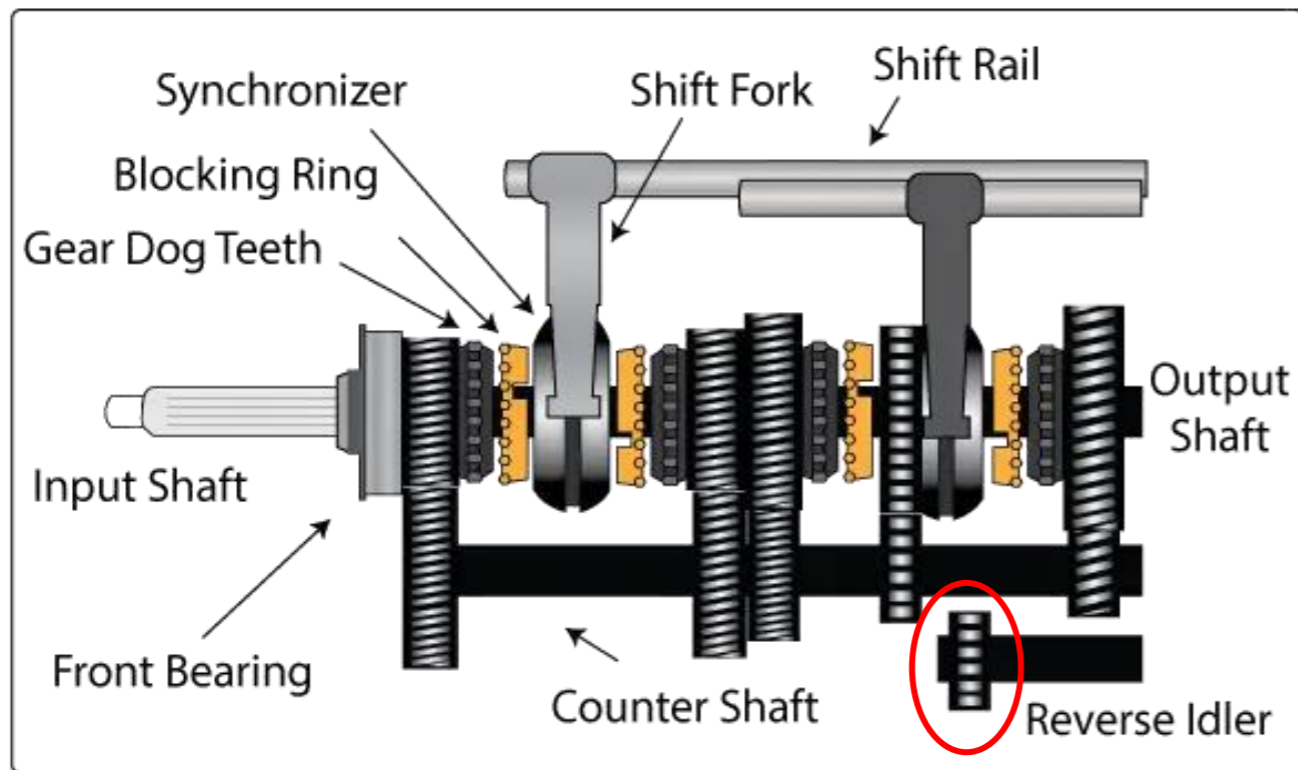
$$U = \frac{40}{20} * \frac{40}{20} = 4$$



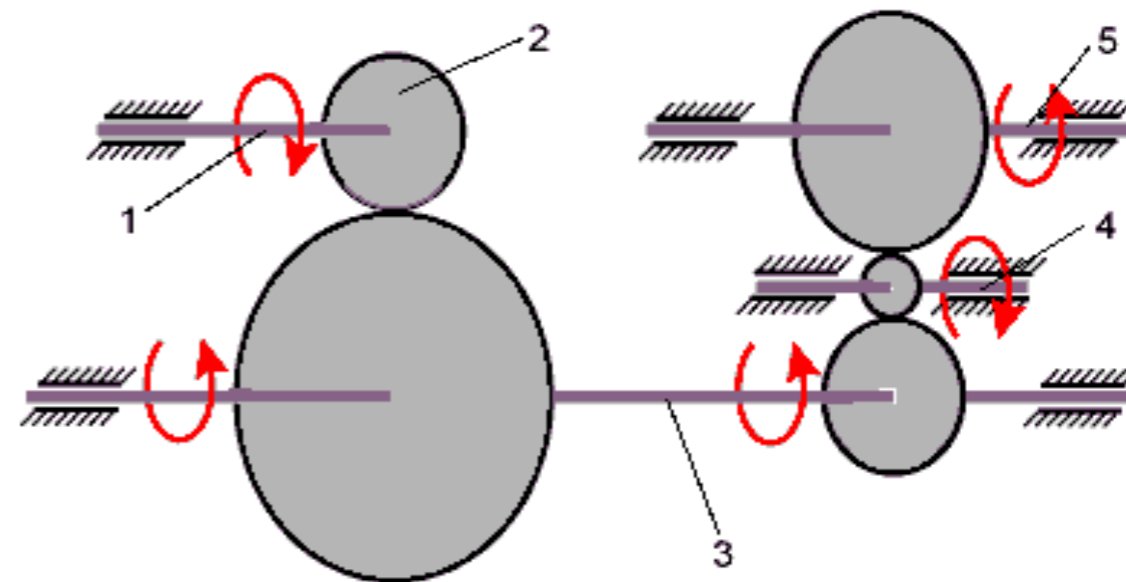
$$U_2 = \frac{z_4}{z_3} = \frac{40}{20} = 2$$

[11]

Burovchi moment yoʻnalishining oʻzgarishi.



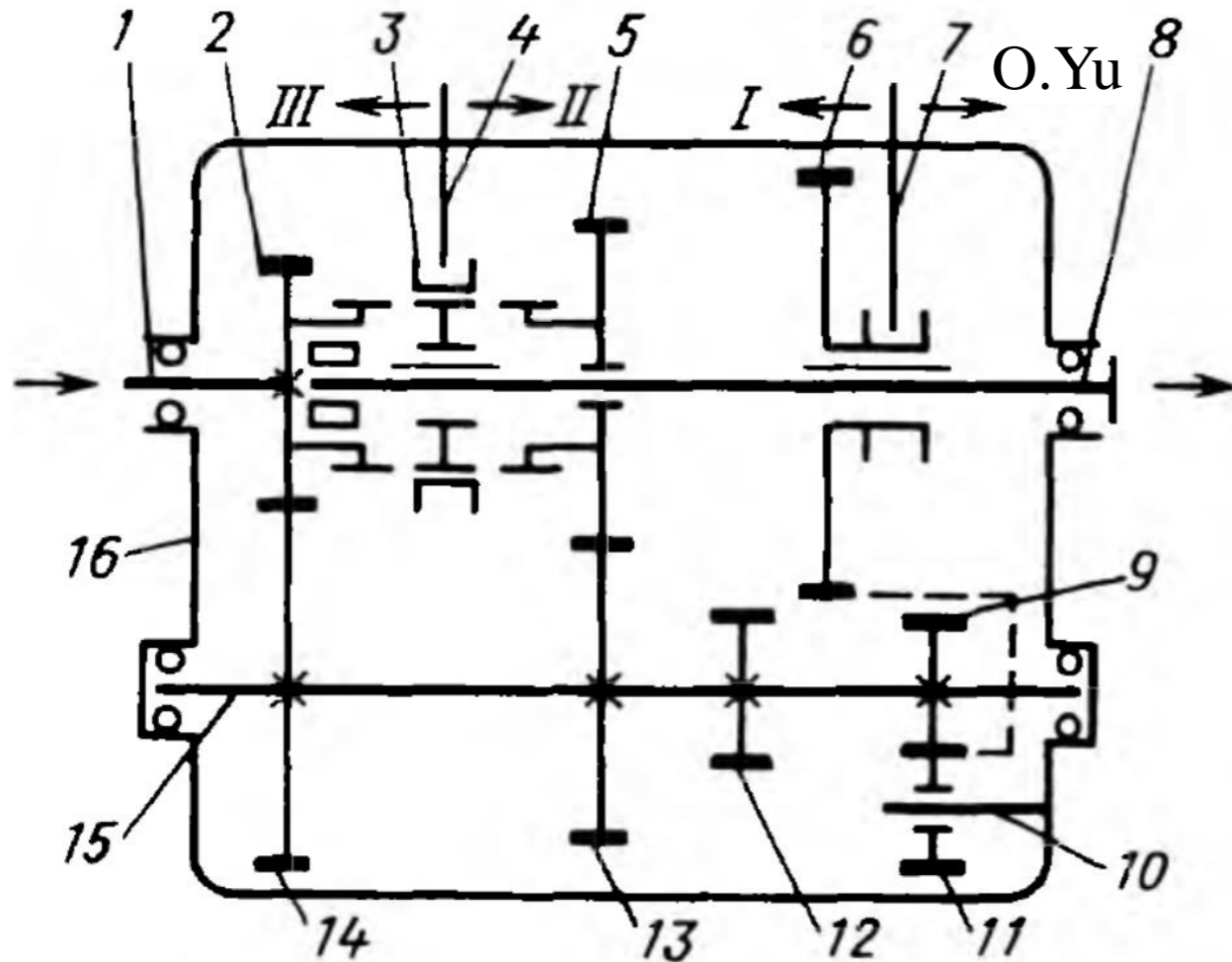
[12]



[13]

1-yetaklovchi val; 2-yetakchi shesternya;
 3-oraliq val; 4-orqaga yurish shesternyasi;
 5-yetaklanuvchi val.

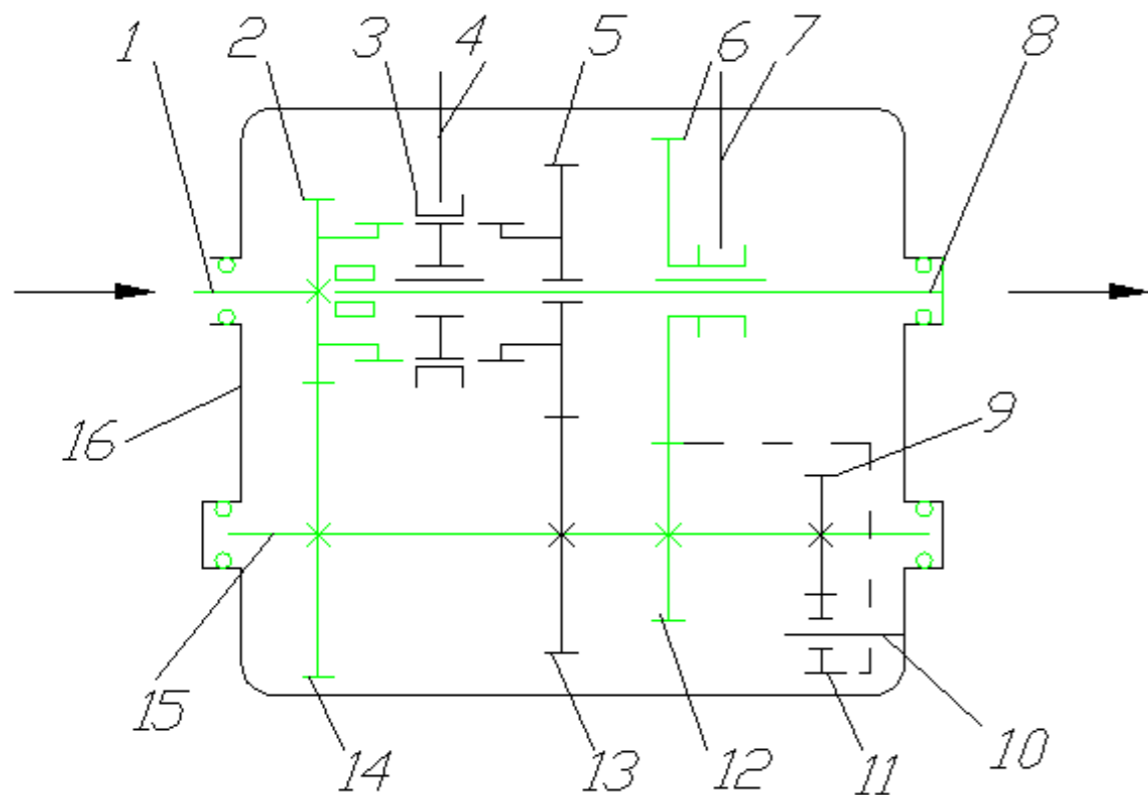
Uch pog'onali uzatmalar qutisining konstruktiv sxemasi.



[13]

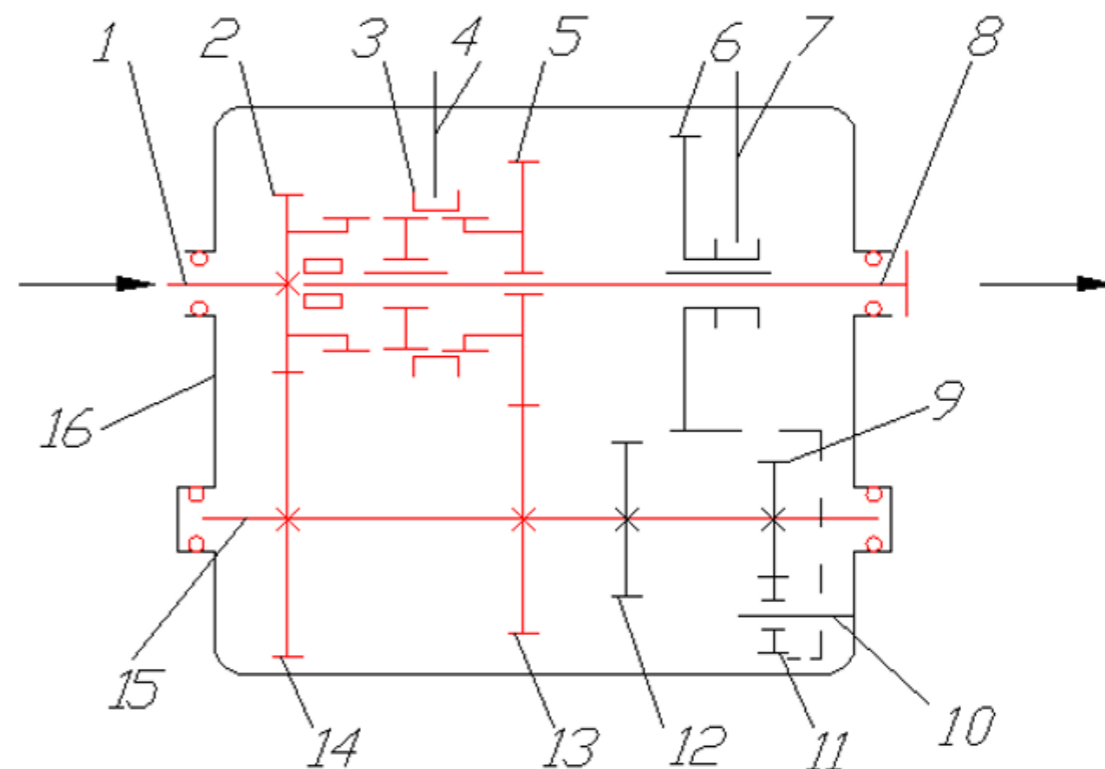
1-birlamchi (yetakchi) val, 2-birlamchi valni doimiy ilashishda turgan shesternyasi, 3-tishli mufta, 4,7-vilkalar, 5-g'ildirak, 6-yetaklanuvchi valning g'ildirak-karetkasi, 8-yetaklanuvchi (ikkilamchi) val, 9-O.Yu. shesternyasi, 10-o'q, 11-doimiy ilashishda bo'lgan shesternyasi, 12,13-shesternyalar, 14-doimiy ilashishda turgan oraliq val g'ildiragi, 15-oraliq val, 16-karter.

UQ 1-pog'onada ishlashi.



$$U_1 = \frac{z_{14}}{z_2} * \frac{z_6}{z_{12}} = \frac{38}{24} * \frac{40}{18} = 3,51$$

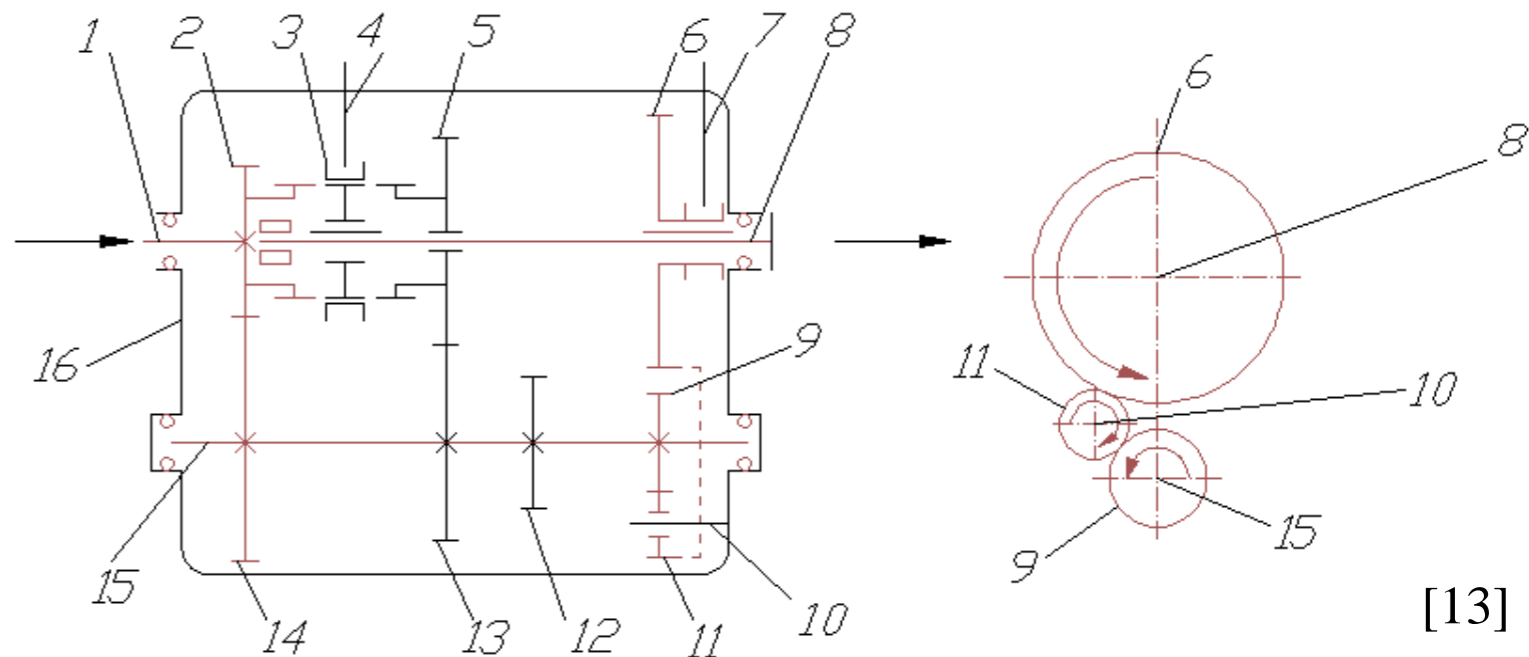
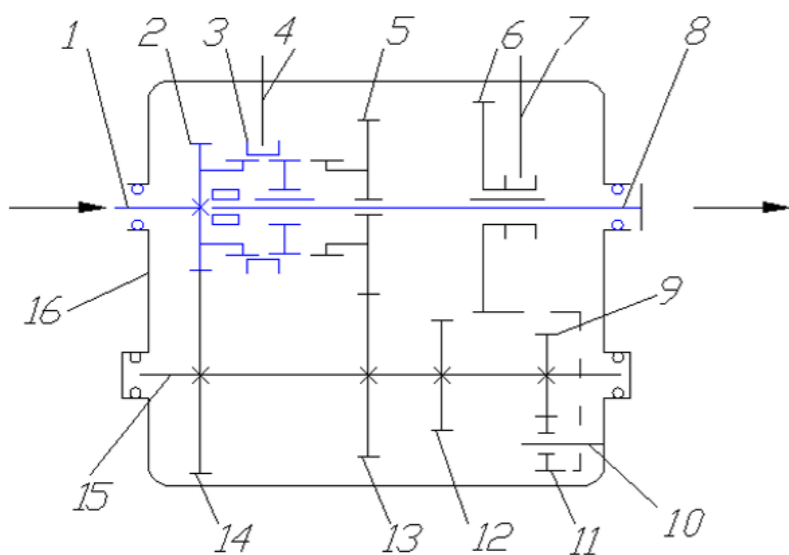
UQ 2-pog'onada ishlashi.



$$U_2 = \frac{z_{14}}{z_2} * \frac{z_5}{z_{13}} = \frac{38}{24} * \frac{33}{31} = 1,68$$

UQ 3-pog'onada ishlashi.

UQ ni orqaga yurishida ishlashi.

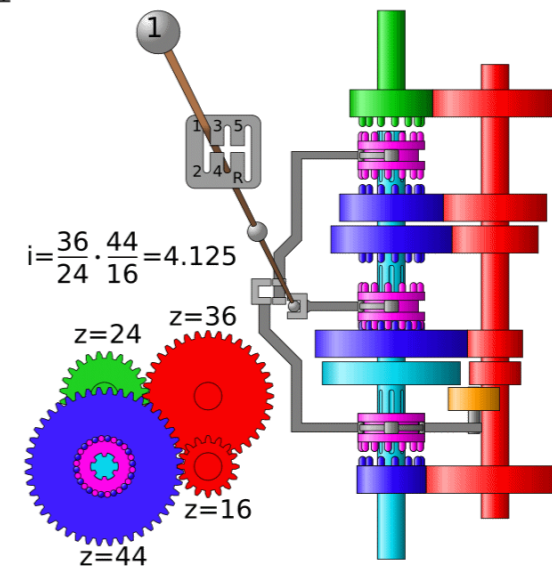


[13]



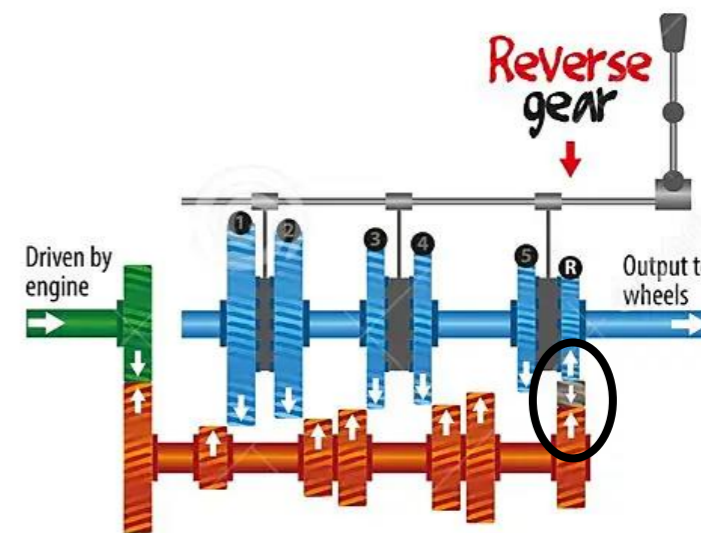
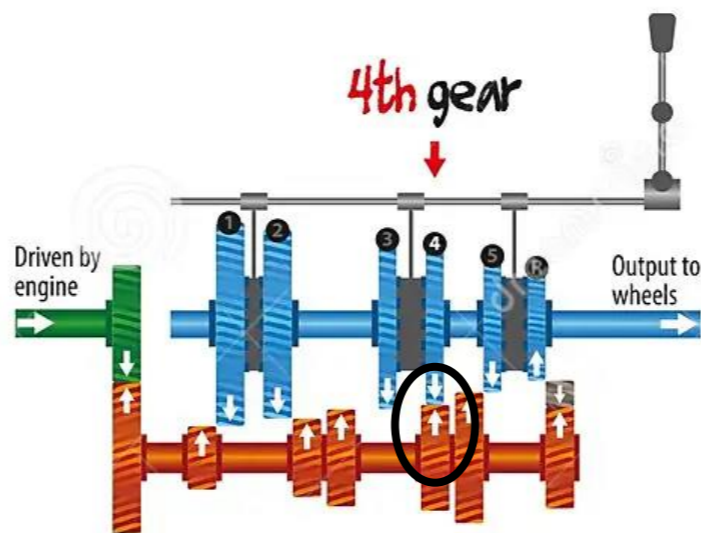
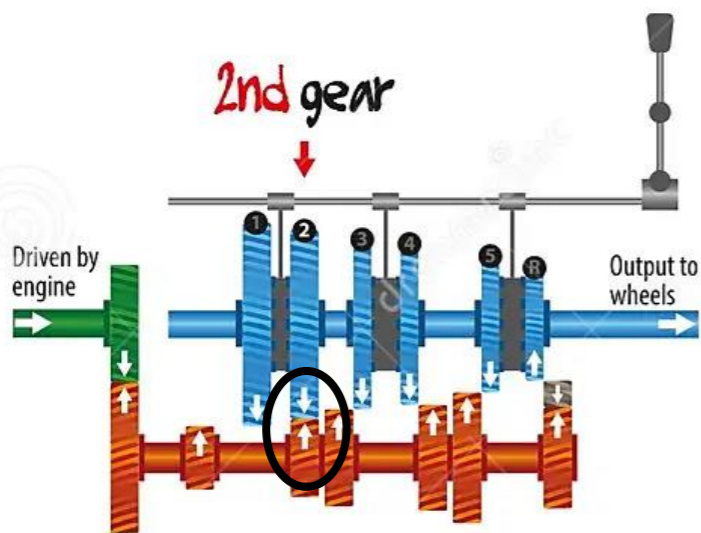
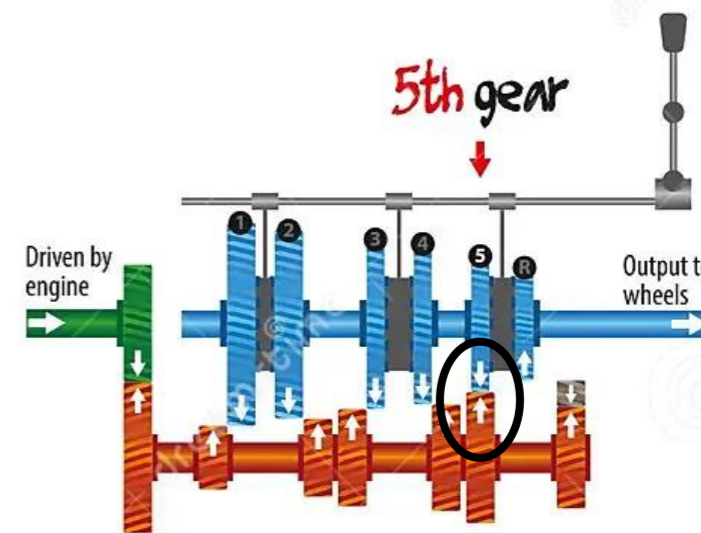
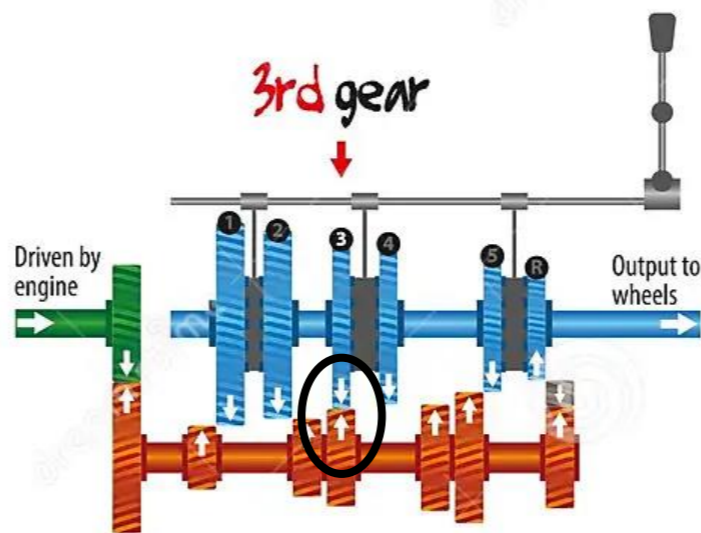
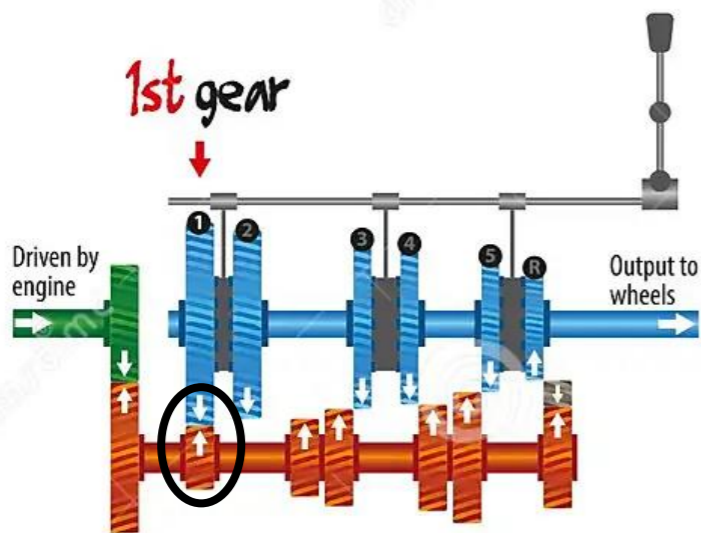
[14]

$$U_3 = \frac{z_1}{z_8} = \frac{38}{38} = 1,0$$

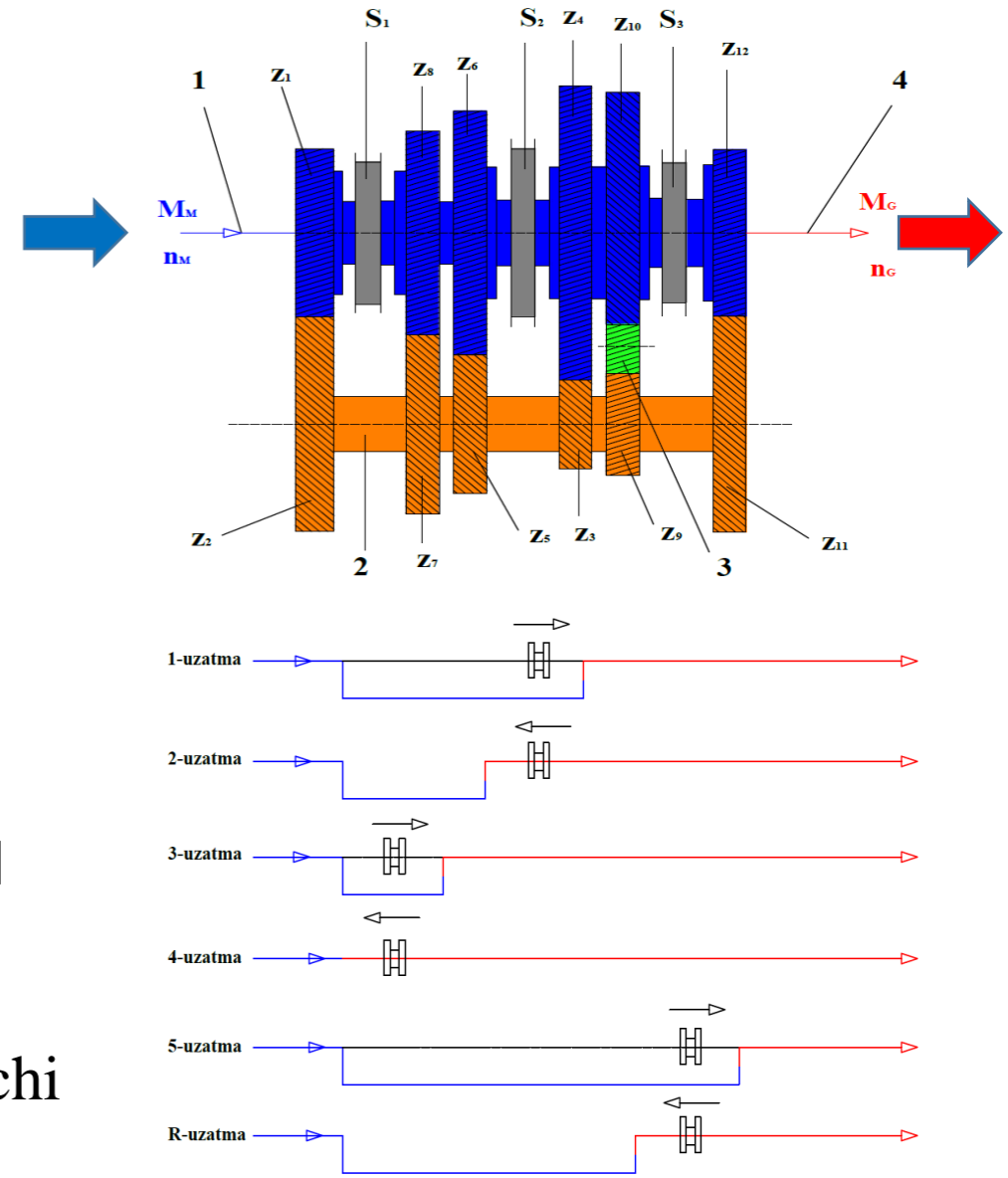
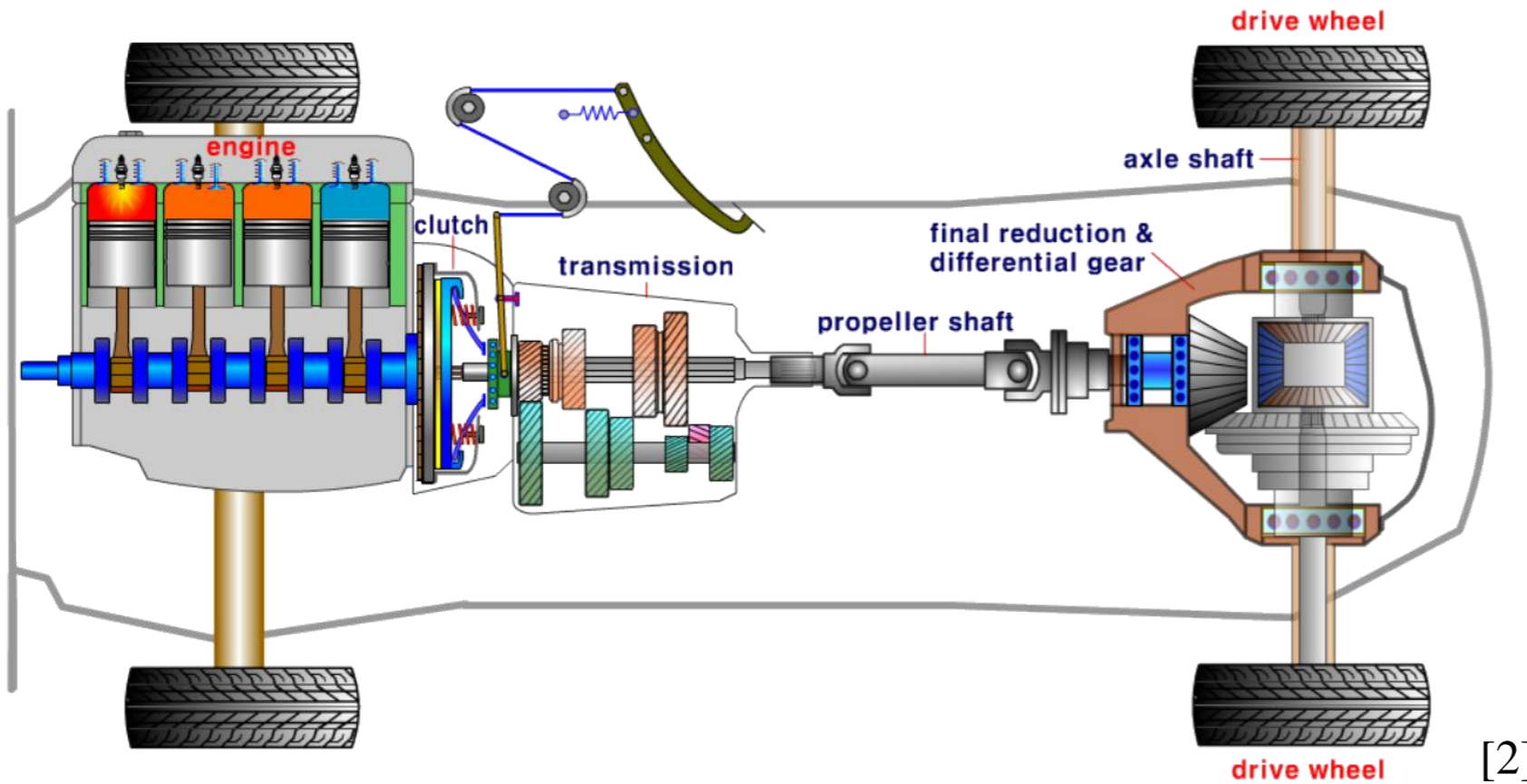


[15]

UQ ning har bir pog'onalarda ishlashi.



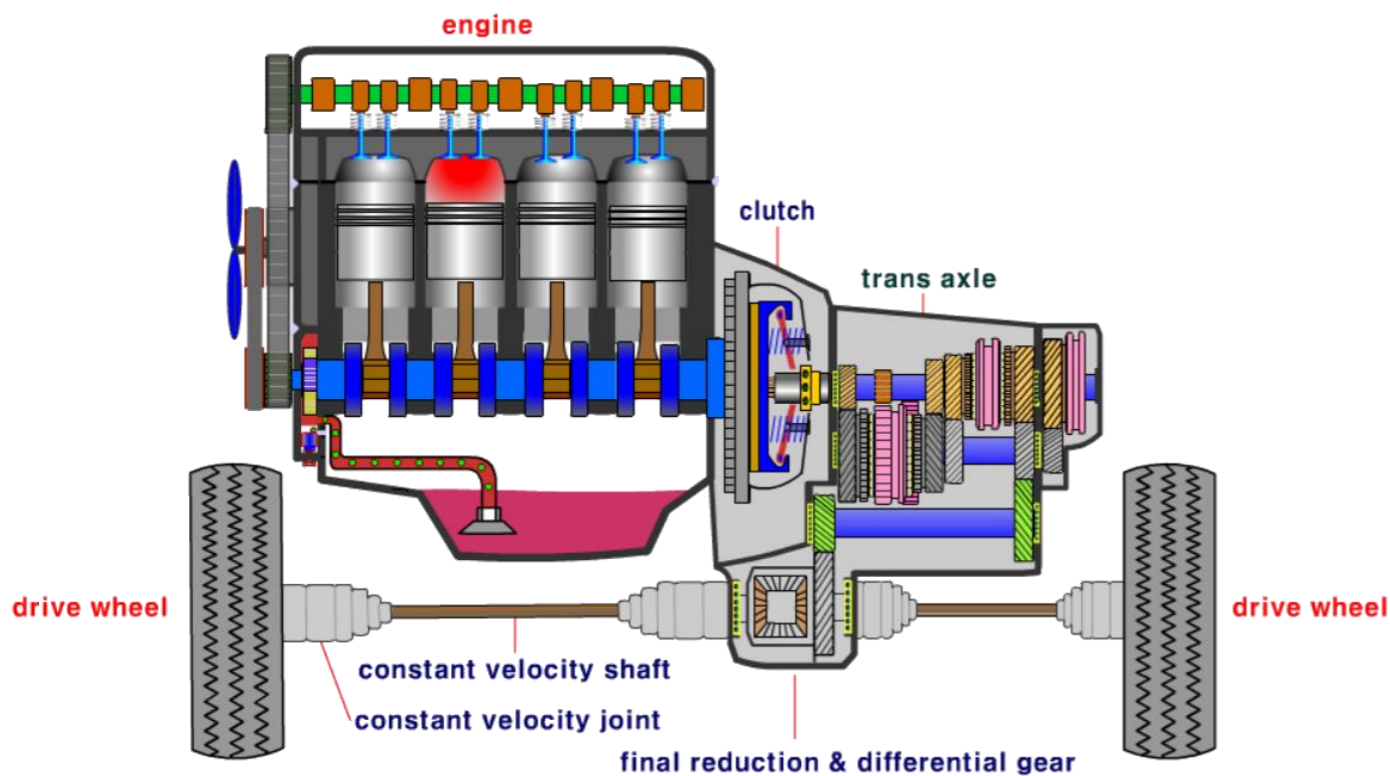
O'qlari bir o'qda bo'lgan 5-pog'onali uzatmalar qutisi.



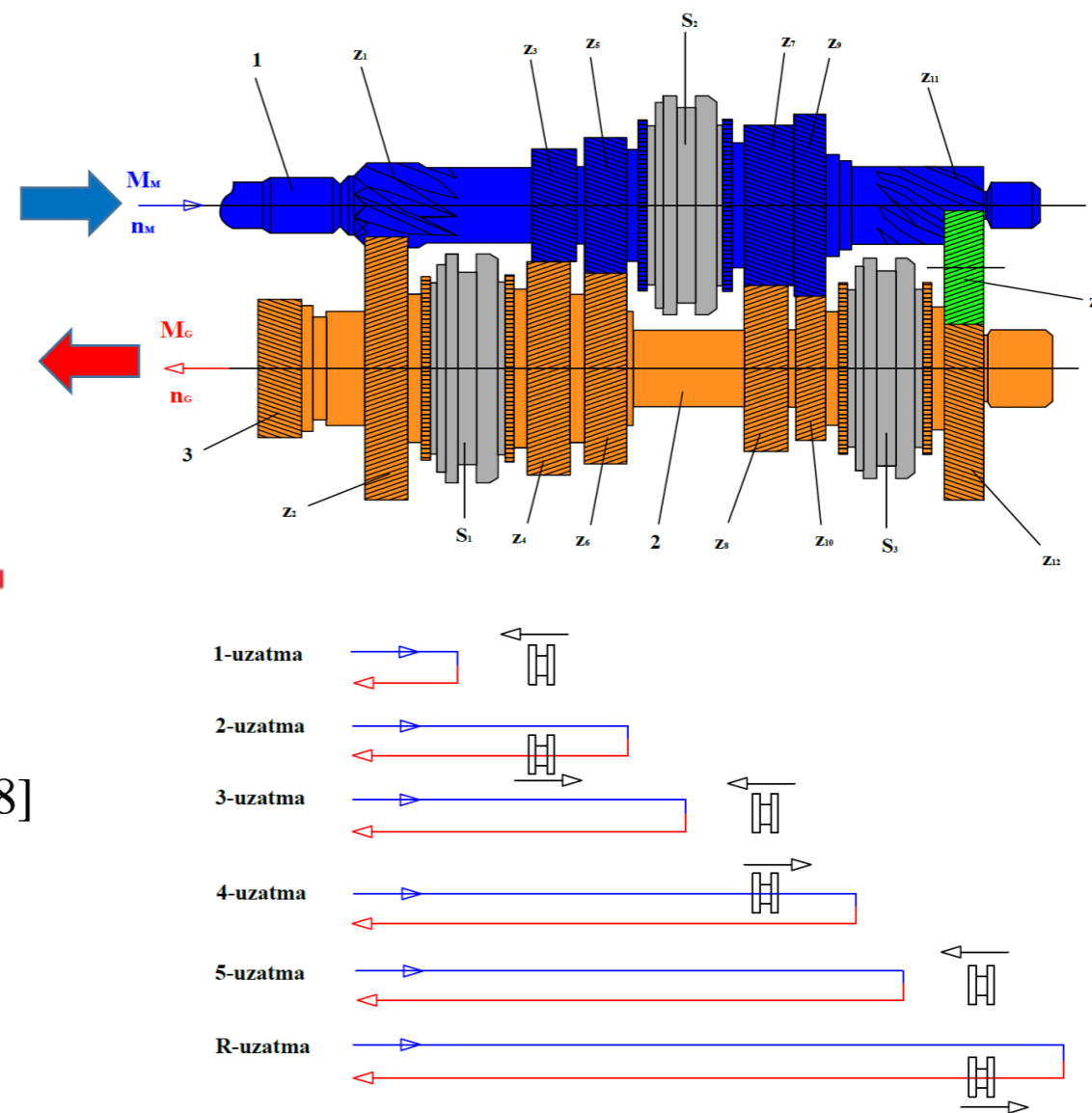
1-kuch uzatuvchi val, 2-ikkilamchi val, 3-orqaga harakatlantiruvchi tishli g'ildirak, 4-asosiy uzatmaga harakat beruvchi val.

[17]

O'qlari bir o'qda bo'lmagan 5-pog'onali uzatmalar qutisi.



[18]



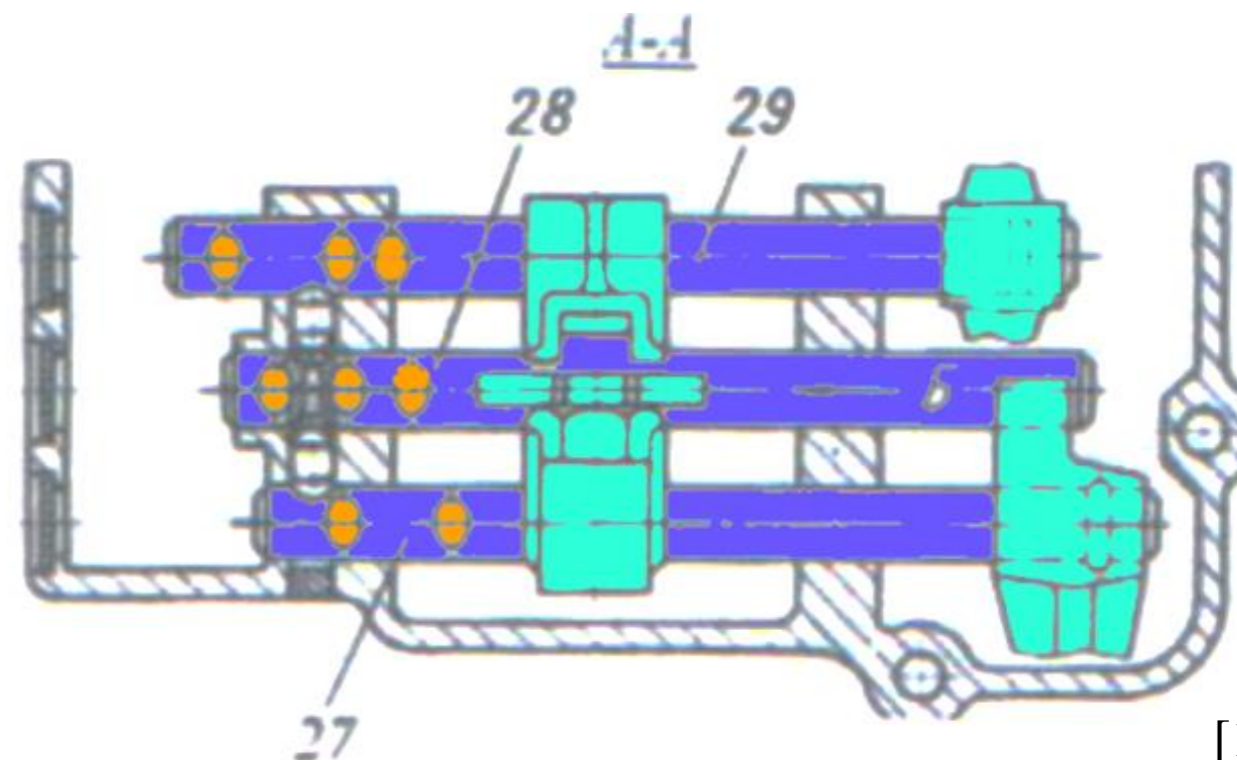
[17]

1-kuch uzatuvchi val, 2-ikkilamchi val, 3-orqaga harakatlantiruvchi tishli g'ildirak, 4-asosiy uzatmaga harakat beruvchi val.

Pog'onali uzatmalar qutisining pog'ona o'zgartirish mexanizmlarida

yordamchi moslamalar qo'llaniladi:

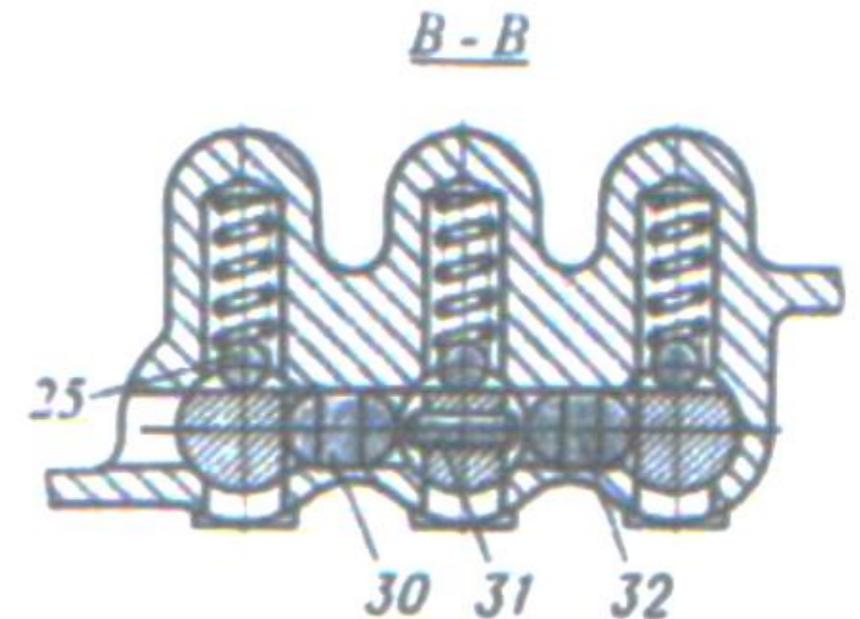
1. Fiksatorlar — avtomobil harakati davomida pog'onalarning o'z-o'zidan ishga tushishi yoki pog'onadan chiqib ketish oldini olib, pog'onaning turg'unligini ta'minlash uchun xizmat qiladi;



27, 28, 29 – polzunlar.

[19]

2. Orqaga yurish pog'onasini ishga tushirishni qiyinlashtiruvchi moslama, avtomobil oldinga harakat qilayotgan vaqtda orqaga yurish pog'onasini noto'g'ri ishga tushirilishini blokirovka qiladi;



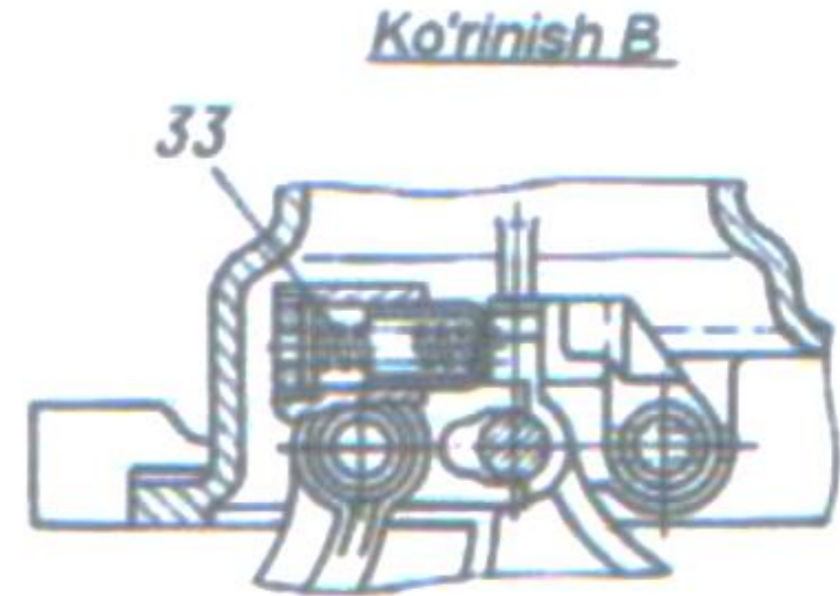
25-fiksator; 30,32-suxarlar; 31-shtift.

[19]

3. Qulf — bir vaqtning o‘zida ikki pog‘onani ishga tushishning oldini oladi.



[20]

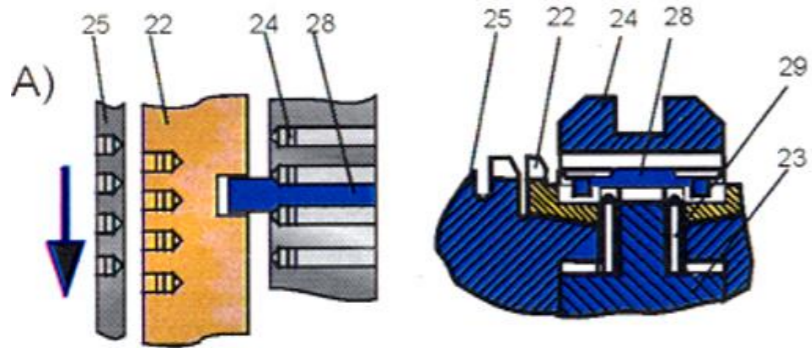


[19]

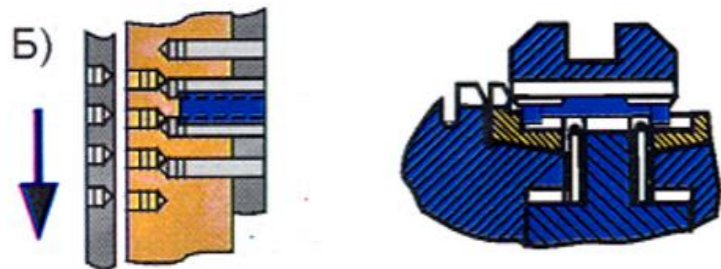
33-saqlagich prujina.

Sinxronizator.

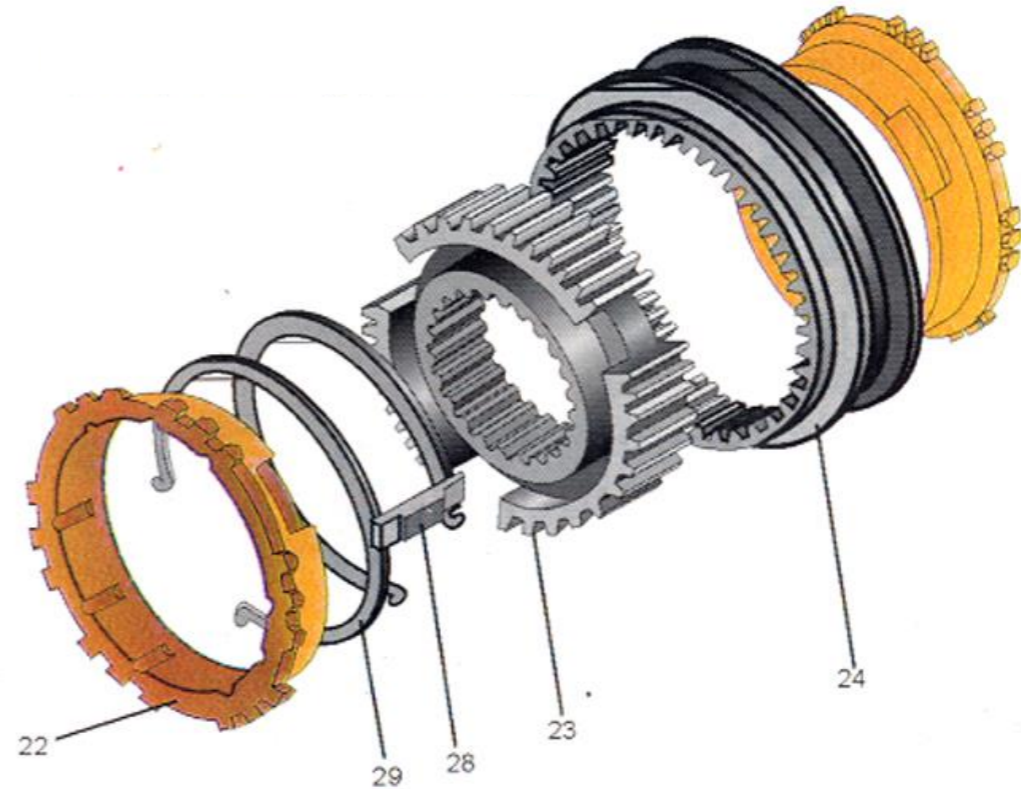

Uzatmalarning neytral holati.



Sinxronizatsiyalashning boshlanishi.




Uzatma qo'shilganda.

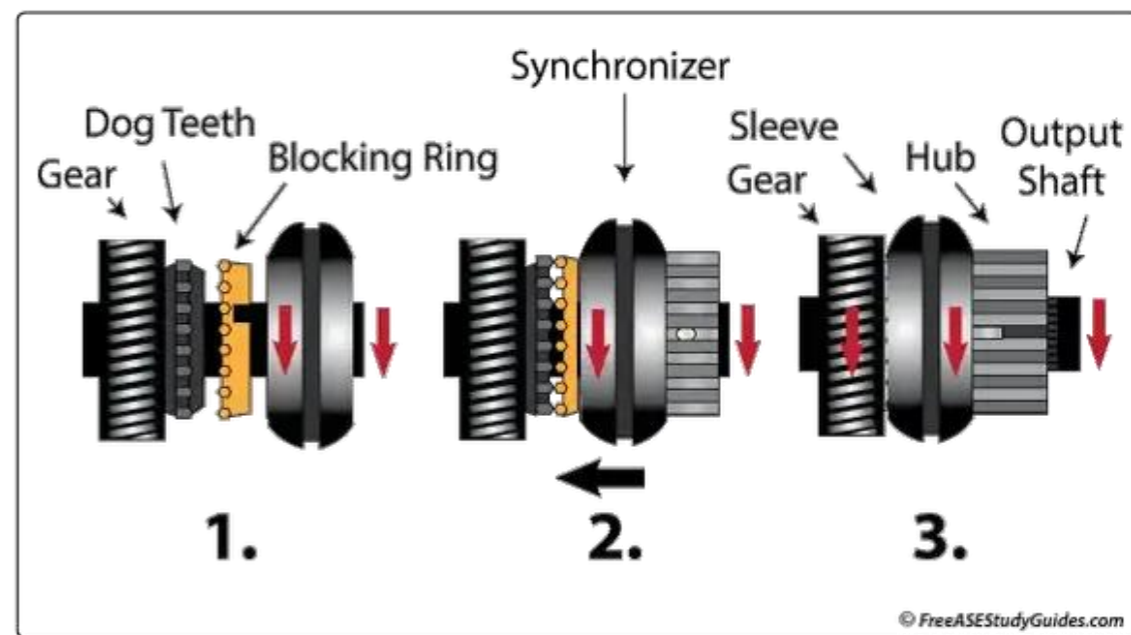


22 - 3- va 4- uzatmalar sinxronizatorining blokirovkalovchi halqalari,
 23 - 3- va 4- uzatmalar sinxronizatorining gipchagi,
 24 - 3- va 4- uzatmalar sinxronizatorining sirpanuvchi muftasi,
 25 - 4- uzatmaning yetaklanuvchi shesternyasi,
 28 - sinxronizator suxari, 29 - sinxronizator prujinasi.

[21]



[23]



[22]



FOYDALANILGAN ADABIYOTLAR

1. Трансмиссия автомобиля. [Online image] [Accessed in 2014]. <https://www.razbor-vektor.ru/images/four-wheel-drive-2014.jpg>
2. Понятная классификация автомобилей по способу вождения. [Online image] [Accessed on 11 December 2017]. <https://encrypted-tbn3.gstatic.com/images?q=tbn:ANd9GcRtprPCjSjJeSr92FreoiO6PMtbzwXbOvEQBbH7l86QNjfZoIEp>
3. Manuel Transmission. By Mia Bevacqua. [Online image] [Accessed on 2 March 2018]. <https://storage.googleapis.com/rp-production-public-content/x6pHtrkuu9S4bpoXNGB1YHrs>
4. Private car owners to pay Sh3.5k inspection fees in proposed rules. By Bonface Otieno. [Online image] [Accessed on 19 June 2019]. <https://nmedia.nation.africa/uploads/2018/11/Thika-road-traffic.jpg>
5. Wheel-and-axle GIFs - Get the best GIF on GIPHY. [Online gif] [Accessed in 2017]. <https://media1.giphy.com/media/eNjZ4EOtVsgWA/giphy.gif>
6. Truck. [Online image] [Accessed in 2020]. <https://drive.ky.gov/Motor-Carriers/PublishingImages/motor%20carriers%20large%20truck.png>
7. Yusupov S. "Avtomobillar konstruksiyasi" 1-qism. O'quv-uslubiy majmua. A.: AndMI. 2019 yil, -b. 177 (493).
8. What is the purpose of the gearbox in a motor vehicle? [Online gif] [Accessed in 2018]. <https://qph.cf2.quoracdn.net/main-qimg-a8cd053170ea3ed0f2cd47af1758455f>
9. Yusupov S. "Avtomobillar konstruksiyasi" 1-qism. O'quv-uslubiy majmua. A.: AndMI. 2019 yil, -b. 181 (493).
10. E.Fayzullayev. Transport vositalarining konstruksiyasi. Darslik. I-qism. -T.: "Yangi asr avlodi", -2006 yil, 200 bet.
11. Decision Support — Perceptronics Solutions. [Online gif] [Accessed in 2015]. <https://images.squarespace-cdn.com/content/v1/561fca5be4b0f777cd254349/1447861877896-TVL4RRVONVD4M8QHAVOM/giphy+%2819%29.gif?format=1500w>
12. How Synchronesh Gearbox Works? [Online image] [Accessed on 27 December 2018]. https://sp-ao.shortpixel.ai/client/to_webp,q_lossless,ret_img,w_605/https://mectips.com/wp-content/uploads/2018/12/synchronesh-transmission.png
13. E.Fayzullayev. Transport vositalarining konstruksiyasi. Darslik. I-qism. -T.: "Yangi asr avlodi", -2006 yil, 201 bet.
14. Car Transmissions & Synchronesh: "Spinning Levers" 1936 Chevrolet Auto Mechanics 10min on Make a GIF. [Online gif] [Accessed in 2015]. <https://i.makeagif.com/media/10-13-2015/d53qJA.gif>
15. Animation showing gear selection in a sequential manual transmission via cylindrical cam. [Online gif] [Accessed on 16 March 2019]. <https://upload.wikimedia.org/wikipedia/commons/1/1b/ManualTransmissionAnimation.gif>
16. Как 5-ступенчатая механическая коробка передач работает основные принципы? [Online image] [Accessed in 2020]. <https://encrypted-tbn1.gstatic.com/images?q=tbn:ANd9GcR2bRrFsYdARjInktG4cP6nfG5CTzIA4F2cwEAYKgggQ0ZDtHrB>
17. Yusupov S. "Avtomobillar konstruksiyasi" 1-qism. O'quv-uslubiy majmua. A.: AndMI. 2019 yil, -b. 182 (493).
18. Понятная классификация автомобилей по способу вождения. [Online image] [Accessed on 11 December 2017]. <https://encrypted-tbn0.gstatic.com/images?q=tbn:ANd9GcSnby8tO1gO2TcMd5bNhWiagCeErDMEuoHrR9HFYq6cbDDaN0LY>
19. A.Muxitdinov va boshqalar. Transport vositalarining tuzilishi. Design of vehicles.-T.: "Ta'lim" nashriyoti. 2014. 77 b.
20. Manual Transmission Gearbox, How it works ? on Make a GIF. [Online gif] [Accessed on 5 July 2015]. <https://i.makeagif.com/media/5-07-2015/Wllip-.gif>
21. E.Fayzullayev. Transport vositalarining konstruksiyasi. Darslik. I-qism. -T.: "Yangi asr avlodi", -2006 yil, 218 bet.
22. How Synchronesh Gearbox Works? [Online image] [Accessed on 27 December 2018]. <https://www.freeasestudyguides.com/graphics/transmission-synchronizer.png?ezimgfmt=rs:603x349/rscb32/ng:webp/ngcb32>
23. Clutch with synchronizer rings. [Online video] [Accessed on 8 October 2013]. <https://youtu.be/rsevFz2ZyuA>

*E'TIBORINGIZ
UCHUN
RAHMAT!!!*