

Course: Concrete Technology

Lecture 9: Fundamentals of Mix Design

Mauricio Javier León Tejada

mjleon@ucsp.edu.pe

Session Objectives

- Study hardened concrete properties: mechanical, physical, and durability aspects
- Analyze strength development: paste hydration, aggregates, and interface behavior
- Review key factors: w/cm ratio, materials, admixtures, curing, and age
- Examine testing methods and durability, including predictive tools and evaluation techniques

Content

- Concrete fundamentals and quality control
- Statistical basis and variability
- Water-cement ratio importance
- Database and statistical calculations
- Absolute volume design principle



Concrete fundamentals and quality control

Fundamentals of Concrete Components

- Concrete contains cement, water, aggregates, air, admixtures
- Each component influences concrete fresh-state behavior
- Concrete properties affect hardened structural performance
- Material testing evaluates aggregate and cement properties

Importance of Standardized Testing Procedures

- Accurate testing requires strict compliance with standardized procedures.
- Minor procedural errors can significantly affect test results.
- Proper specimen preparation directly influences measured strength.
- Standardization ensures reliable and repeatable concrete performance evaluation.



Source: Backus, B. (n.d.)

Specimen Curing and Quality Control

- Proper curing controls hydration, strength development, and durability.
- Temperature and lime content stabilize curing conditions.
- Standardization reduces variability throughout the testing process.
- Quality control improves confidence in concrete performance.



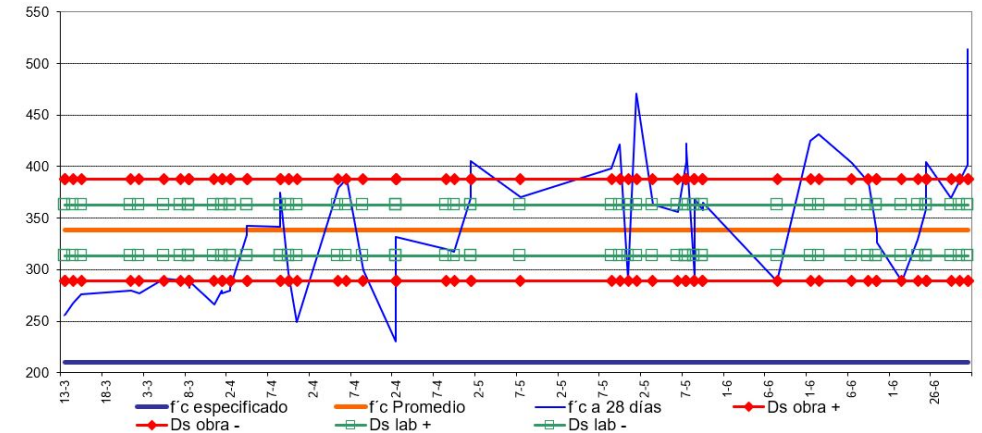
Concrete specimens submerged in water for curing
Source: ResearchGate. (n.d.)

Statistical Basis of Concrete Mix Design

- Concrete mix design accounts for natural material variability.
- Design strength is based on standardized 28-day compressive testing.
- Controlled conditions eliminate external sources of variability.
- Statistical methods ensure reliable strength and durability.

Sources of Concrete Variability

- Standardized procedures ensure scientific validity of test results.
- Concrete variability originates from material and process differences.
- Water-cement ratio strongly affects concrete behavior.
- Environmental conditions significantly influence performance.



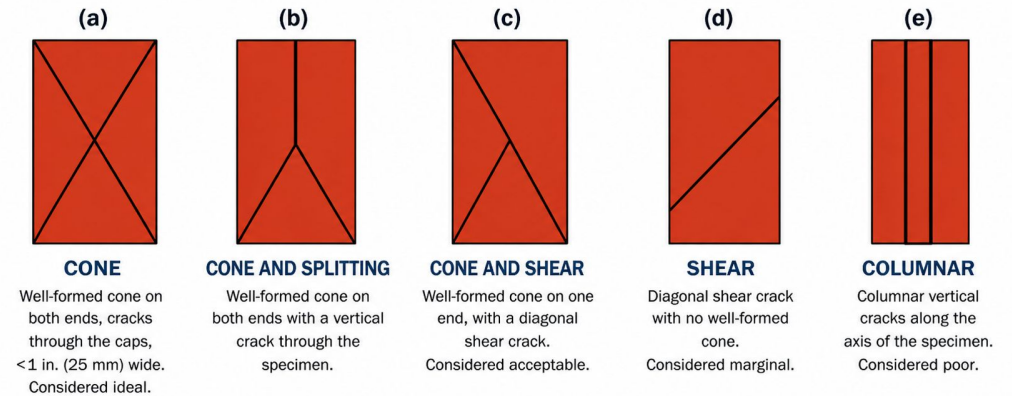
Trend of compressive strength results.
Source: Author's own elaboration.

Testing Variability and Statistical Importance

- Testing errors can produce unreliable strength results.
- Equipment calibration is essential for accurate measurements.
- Trained personnel ensure proper testing execution.
- Statistical analysis supports reliable mix design decisions.

TYPES OF FRACTURE IN CONCRETE CYLINDERS

Typical fracture patterns after compressive strength testing (ASTM C39)



NOTE: Types (a), (b), and (c) are generally considered acceptable. Types (d) and (e) may indicate problems with the specimen or testing procedure.

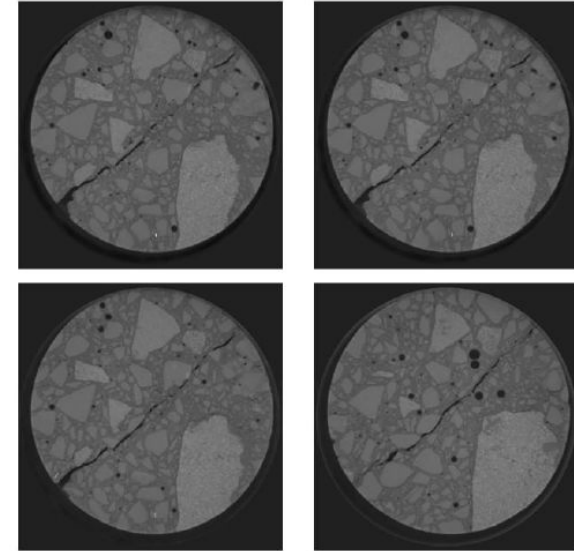
Source: Pasquel (1998)



Statistical basis and variability

Concrete as a Heterogeneous Material

- Concrete is naturally heterogeneous and anisotropic.
- Identical samples are practically impossible to obtain.
- Aggregates contribute major natural variability.
- Production processes add further inconsistencies.



X-ray CT micrographs with morphological information of concrete
Source: Zhang, G., & Lu, Y. (2025)

Main Factors Affecting Variability

- Water-cement ratio changes strongly affect strength.
- Aggregate moisture and grading influence consistency.
- Transportation and placement alter concrete behavior.
- Temperature and humidity affect setting and durability.



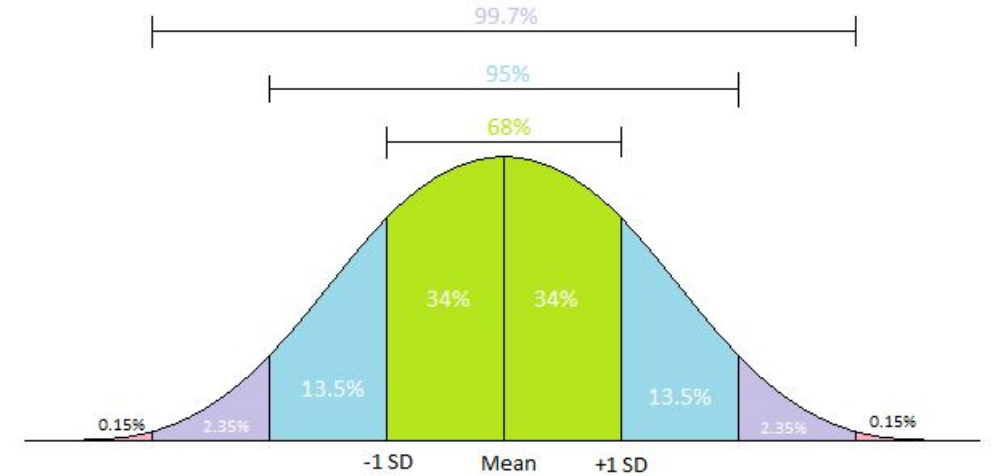
Moist aggregate
Source: Suryakanta. (2015)

Statistical Foundation of Mix Design

- Mix design requires extensive testing and iteration.
- Statistical analysis reduces uncertainty in decisions.
- Standard deviation measures process variability.
- Larger databases improve reliability.

Normal Distribution of Strength Results

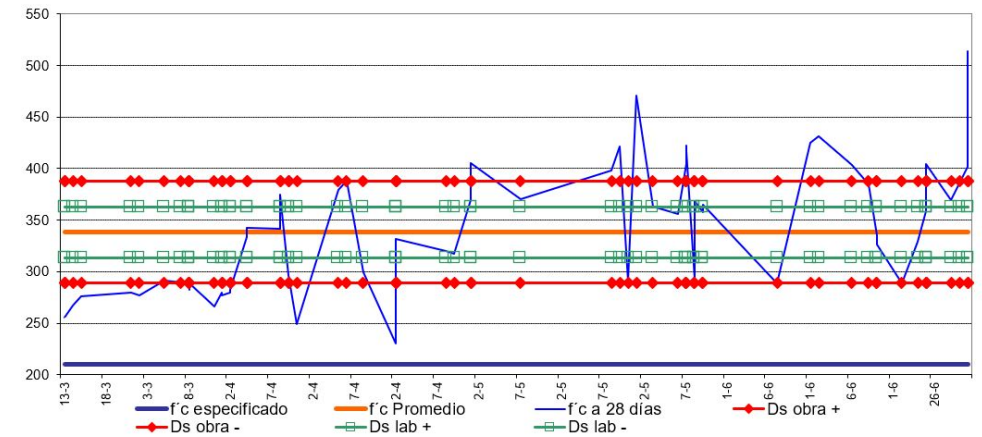
- Strength results typically follow a normal distribution.
- Most values fall within one standard deviation.
- Larger datasets reduce overall variability.
- Historical databases improve mix precision.



Source: Biology for Life. (n.d.)

Building a Reliable Database

- Repeated testing builds a strong statistical foundation.
- More data reduces standard deviation.
- Reliable databases improve decision-making accuracy.
- Consistent data collection supports mix optimization.



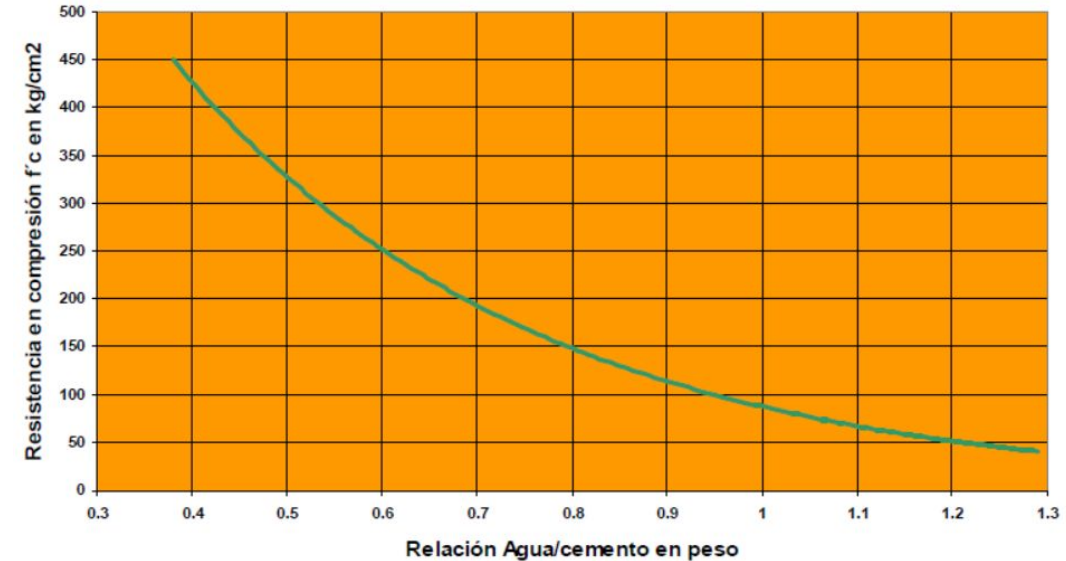
Trend of compressive strength results.
Source: Author's own elaboration.



Water-cement ratio importance

Water-Cement Ratio and Strength Relationship

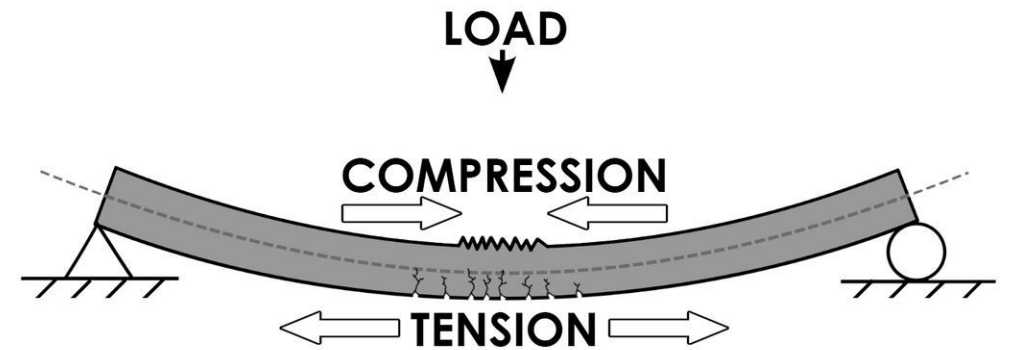
- Lower water-cement ratios generally increase compressive strength.
- Ratios below 0.42 often require admixtures.
- Admixtures improve workability without extra water.
- This parameter is fundamental in mix design.



Source: Pasquel (1998)

Design Strength and Acceptance Criteria

- Design strength defines mix design success.
- Compressive strength is the primary acceptance criterion.
- Concrete results naturally show statistical dispersion.
- All results should exceed specified strength.



Source: Civil Engineering Forum. (2017)

Required Average Strength Concept

- Required average strength compensates for variability.
- It includes a statistical safety margin.
- Ensures compliance with specified design strength.
- Balances economy, safety, and quality.

$$f'_{cr} > f'_c$$

Contextual Factors in Mix Design

- Structural element type influences mix requirements.
- Columns and slabs require different properties.
- Workability depends on project conditions.
- Aggregate size affects performance.



Source: Nudura. (n.d.)

Environmental Effects on Concrete

- Extreme temperatures affect setting and curing.
- Freeze-thaw cycles damage internal concrete structure.
- Aggressive environments require enhanced durability.
- Durability often governs design more than strength.



Source: Kali Concrete. (n.d.)

Required Average Strength Equation I

- Standard deviation helps calculate required average strength.
- Equation adds safety above design strength.
- Compensates for natural process variability.
- Supports statistical acceptance criteria.

$$f'_{cr} = f'_c + 1.34s$$

Required Average Strength Equation II

- No test should fall excessively below design strength.
- Select the higher calculated f'_{cR} value.
- This ensures conservative mix design.
- Some statistical failures remain possible.

$$f'_{cr} = f'_c + 2.33s - 35$$

Required Strength Without Historical Data

- Extra safety margins compensate for missing data.
- Lower strengths require fixed additional margins.
- Higher strengths use proportional increases.
- Conservative targets reduce design risk.

f'c (Mpa)	f'cr
Less than 21	$f'c + 7.0$
21 to 35	$f'c + 8.5$
More than 35	$1.1 * f'c + 5.0$

Source: ACI 211 Comittee

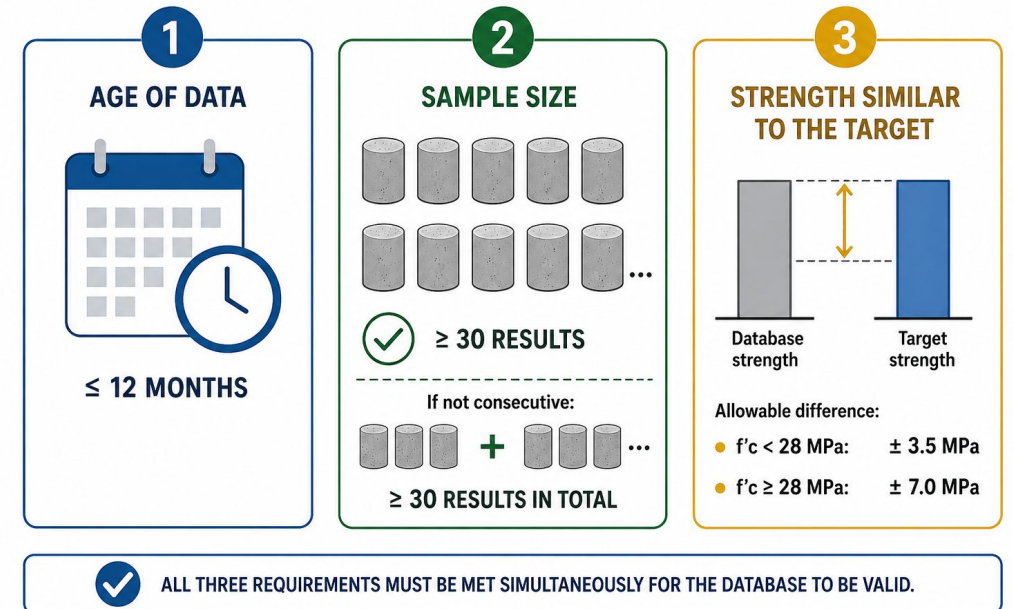


Database and statistical calculations

Requirements for a Valid Database

- Data must be less than 12 months old.
- Minimum 30 results are required.
- Results must be consecutive or equivalent groups.
- Strengths must match target design.

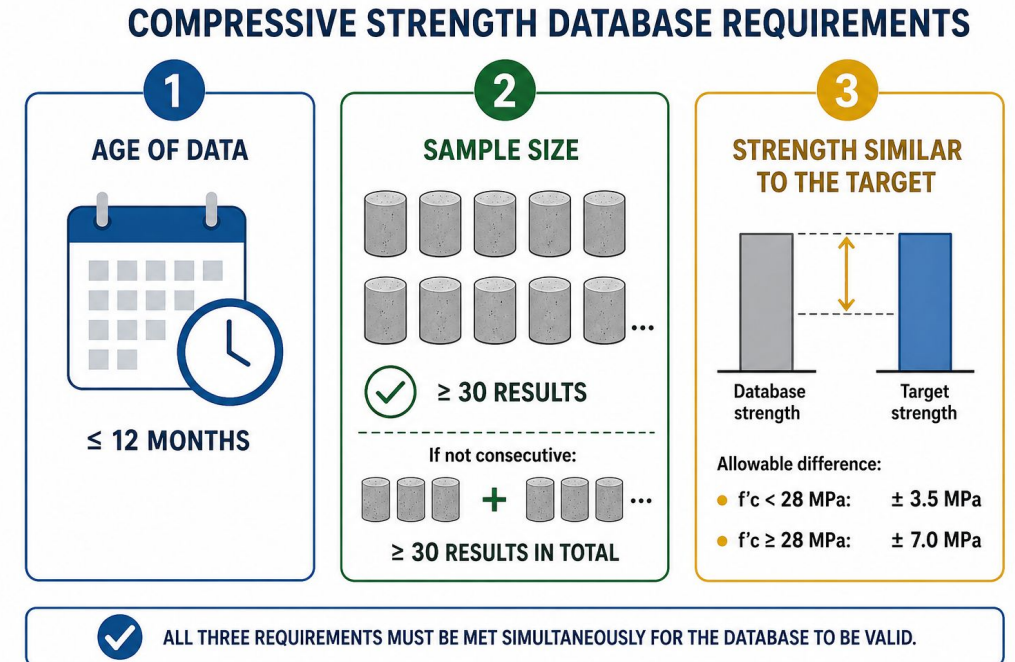
COMPRESSIVE STRENGTH DATABASE REQUIREMENTS



Source: Open AI (2026)

Importance of Recent Data

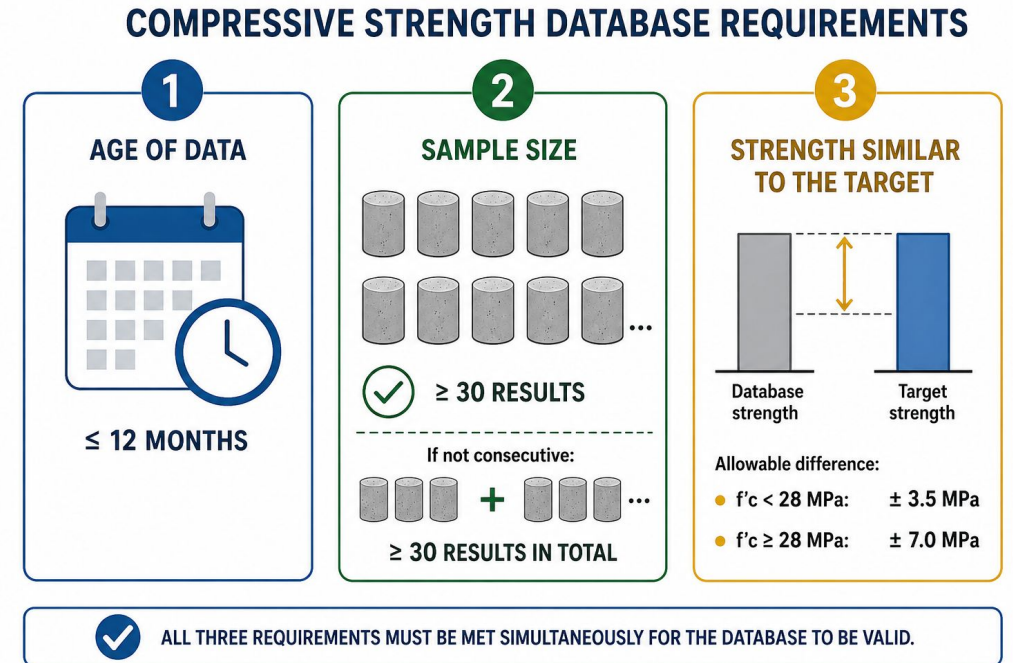
- Recent data reflects current production conditions.
- Materials and standards change over time.
- Quarry properties may vary significantly.
- Old data reduces reliability.



Source: Open AI (2026)

Minimum Number of Results

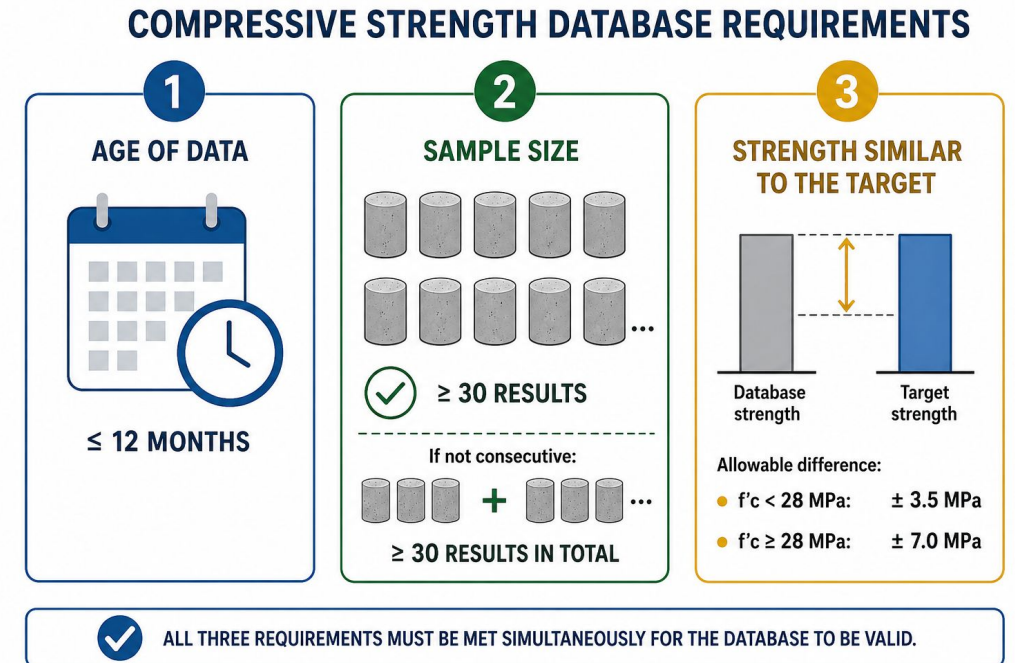
- At least 30 results ensure minimum reliability.
- More data reduces uncertainty.
- Broader datasets better represent variability.
- Larger samples improve design efficiency.



Source: Open AI (2026)

Similarity of Strength Data

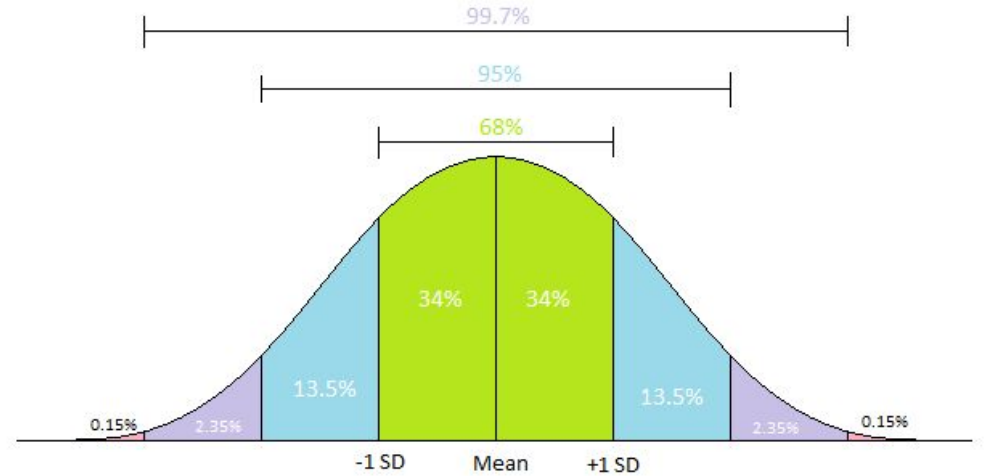
- Database strength must match target strength.
- Lower-strength data cannot support higher designs.
- Standards define acceptable strength variation.
- All database requirements must be satisfied.



Source: Open AI (2026)

Standard Deviation and Data Size

- More data reduces standard deviation.
- Lower variability increases confidence.
- Small datasets create higher uncertainty.
- Statistical reliability depends on sample size.



Source: Biology for Life. (n.d.)

Correction Factors for Limited Data

- Correction factors apply with 15–29 results.
- They increase standard deviation conservatively.
- Fewer than 15 results are invalid.
- Thirty results eliminate correction requirements.

Tests	Correction factor
Less than 15	Refer to another table
15	1.16
20	1.08
25	1.03
30	1

Source: ACI 211 Committee

Standard Deviation Calculation

- Standard deviation measures result dispersion.
- It compares results against the mean.
- Lower values indicate greater consistency.
- Essential for quality control.

$$s = \sqrt{\frac{\sum \Delta^2}{n - 1}}$$

Combined Standard Deviation for Multiple Datasets

- Non-consecutive datasets may be combined if they total at least 30 results.
- The equation calculates one representative average standard deviation.
- It statistically combines variability from both test groups.
- This ensures valid data for reliable mix design decisions.

$$s_{prom} = \sqrt{\frac{(n_1 - 1) \times s_1^2 + (n_2 - 1) \times s_2^2}{n_1 + n_2 - 2}}$$

Corrected Standard Deviation and Final Required Strength

- Correction factors apply when 15 to 29 previous test results are available.
- Corrected standard deviation is used in both required strength equations.
- Two equations determine the required average concrete strength.
- The higher F'_{cR} value ensures a safer, more conservative mix design.

$$f'_{cr} = f'_{c} + 1.34s$$

$$f'_{cr} = f'_{c} + 2.33s - 35$$

Tests	Correction factor
Less than 15	Refer to another table
15	1.16
20	1.08
25	1.03
30	1

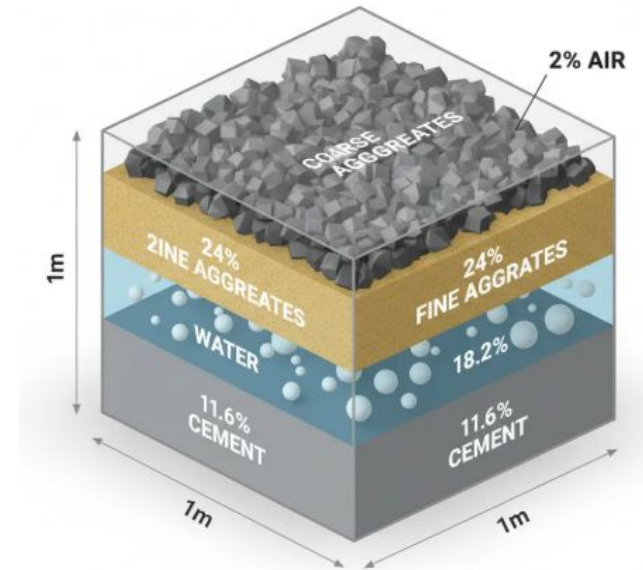
Source: ACI 211 Committee



Absolute volume design principle

Absolute Volume Method Fundamentals

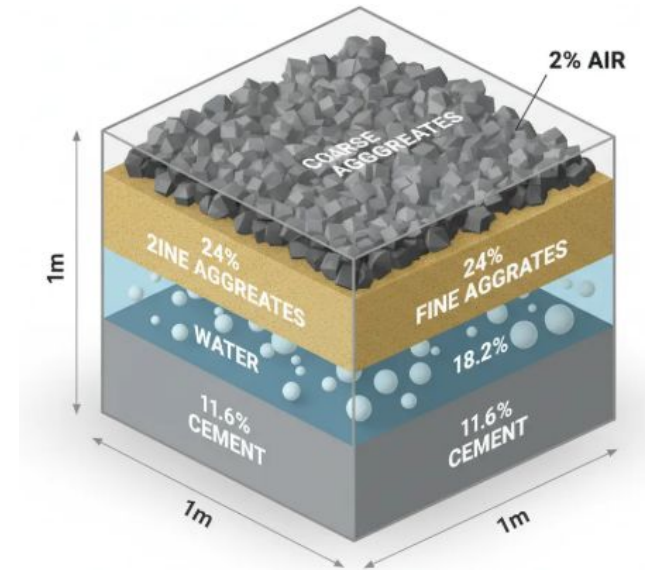
- Absolute volumes convert material masses into equivalent volumes.
- This method improves proportion calculation and adjustment.
- It optimizes workability, strength, and durability.
- Concrete components occupy defined percentages of total volume.



Source: Solvebility. (2025)

Principle of Absolute Volumes

- Total component volumes must equal one cubic meter.
- Each material contributes a specific volume.
- Unit-volume design simplifies proportion calculations.
- Mixtures can be scaled proportionally for larger production.



Source: Solvebility. (2025)

Conclusions

- ❑ Concrete mix design combines experimentation, statistical analysis, material science principles, and standardized quality control procedures.
- ❑ Concrete performance depends on material properties, water-cement ratio, production methods, curing, placement, and testing conditions.
- ❑ Standardized testing procedures reduce variability, improve reliability, and ensure consistent evaluation of concrete performance results.
- ❑ Statistical analysis, probability concepts, and standard deviation help control variability and ensure required concrete strength.
- ❑ Successful concrete mix design ensures adequate workability, durability, mechanical strength, consistency, economy, and long-term structural performance.

References

- ❖ Pasquel, E. (1998). *Tópicos de Tecnología de Concreto en el Perú*. Lima: Colegio de Ingenieros del Perú - Consejo Nacional
- ❖ Gomezjurado, J., Osorio, J., & Niño, J. (2014). *Tecnología del Concreto: Materiales, propiedades y diseño de mezclas*. Bogotá: Asociación Colombiana de Productores de Concreto
- ❖ Backus, B. (n.d.). 4 important steps to reliable concrete test cylinder samples. Gilson Co.
- ❖ Biology for Life. (n.d.). Measures of spread. Biology for Life. <https://www.biologyforlife.com/measuresofspread.html>
- ❖ Civil Engineering Forum. (2017, July 6). Concrete in tension: Tensile strength of concrete. Civil Engineering Forum. <https://www.civilengineeringforum.me/concrete-in-tension/>
- ❖ Kali Concrete. (n.d.). Pouring concrete in cold weather: When is it too cold to pour? Kali Concrete. <https://kaliconcrete.com/pouring-concrete-in-cold-weather/>
- ❖ Nudura. (n.d.). The difference between concrete wall forms and concrete framing. Nudura. <https://www.nudura.com/blog/concrete-wall-forms-and-concrete-framing/>
- ❖ ResearchGate. (n.d.). Concrete specimens submerged in water for curing [Figure]. ResearchGate. https://www.researchgate.net/figure/Concrete-specimens-submerged-in-water-for-curing_fig4_385596335

References

- ❖ Solvebilty. (2025). Concrete mix design calculator: Perfect mix ratios. Solvebilty. <https://solvebilty.com/concrete-mix-design-calculator/>
- ❖ Suryakanta. (2015, July 6). 5 common field tests on aggregate to check its quality. [CivilBlog.Org](https://www.civilblog.org).
- ❖ Zhang, G., & Lu, Y. (2025). Quantifying anisotropic properties of old–new concrete interfaces using X-ray computed tomography and homogenization. *Infrastructures*, 10(1), 20. <https://doi.org/10.3390/infrastructures10010020>

Course: Concrete Technology

Lecture 9: Fundamentals of Mix Design

Mauricio Javier León Tejada

mjleon@ucsp.edu.pe